

Hoosier Academy, Inc.
Regular Board Meeting Minutes
October 24, 2017

Upon determining the presence of a quorum, Board President Marske called the meeting to order at 5:45P.M. Tuesday, October 24 2017.

Chairman Marske read the Board Mission: 1) make sure that our school accomplishes the outcomes it was chartered to produce (i.e. student achievement) and 2) Make sure that nothing illegal, unethical, or imprudent occurs.

Name	Present	Absent	Arrived Late	Departed Early	Electronic Participation
John Marske	✓				
George Giltner	✓				
Gary Meyer	✓				
April Turner		✓			

Others in Attendance:

K12 Representatives	HA Staff	Community Members
Byron Ernest Patti Ashley Jennifer Sim Dominique Franklin Julie Overholt Jill Landers Ken Goff Kathy Coe Kent Martin Byron Brown Elizabeth Lamey Patsy Woods	Dana Smith Jennifer Lyons Rachel Borrelli Sara Brooks Alissa Davis	Robert Scott Suzan Cannon Cheryl Clemens

B. Approval of the September Minutes:

Mr. Giltner motioned to approve the September 26, 2017 minutes. Ms. Meyer seconded. The motion passed.

C. Adoption of the October Agenda:

Mr. Marske presented the October agenda has presented Mr. Meyer motioned to approve the October 24, 2017 agenda. Mr. Giltner seconded. The motion passed.

D. Oral Communication:

None

III. Hoosier Academy, Governance and Organization

A. Transition Plan

Board Chair John Marske provided an update as to where the school is at with a transition plan for virtual. There has been a transition team created to work on this plan for the virtual school. Team members include Bob Marra from Ball State, John Marske Board Chair, HOS, and Jennifer Sims, and Liz Roth, K12 project manager. There was a letter sent to the staff on behalf of the board letting staff know that the board is committed to ensuring that the virtual staff where they stand with regards to next year by March. The letter to the parents included a survey where we are trying to gauge what parents are looking for in a school and if virtual is not an option. We are also going to look where are families are at geographically to be able to present them with options.

B. Insperity Insurance and Benefits

Board Chair Marske informed the board that the finance committee just reviewed the increases for this year. The total increase would be about \$87,000. The finance committee looked at different scenarios, but feel like the best option would have the split between the Hoosier employees and the board should remain the same split as last year. The finance committee is comfortable with making this recommendation to the board and voting on the resolution tonight so that staff can have a look at the information before open enrollment, which is December 1st. The majority of the employees are in the 500 deductible range, and for example, there would be a \$6 increase for an employee only in the 500 deductible plan. The board would like to see this information communicated to the staff as well as another overview and information on the benefits of a health savings account in the high deductible plans.

Mr. Meyer motioned to approve resolution 2017-18, to approve the health benefits and package with Insperity. Mr. Giltner seconded. The motion passed.

II. Hoosier Academy, Financial, Legal, and School Operations

A. Financial Report, Patti Ashley

Ms. Ashley reviewed the FY2018 Forecast presentation. The vouchers for September were \$1,780,377, and a lot of that was in general payroll, but a lot was also with restricted funds. Title I and Title II were 181,000; special education was 79,000; and there was money spent on computer hardware and software. The majority of the vouchers are payroll, K12, insurance bill, and rent, legal, and Ball State.

Mr. Meyer motioned to submit the September 2017 vouchers for all three schools for audit. Mr. Giltner seconded. The motion passed.

The forecast revenue is reflected for count date funding. The overall school expenditures forecast is in line with the budget; and the surplus/deficit forecast is 44.4M, prior to audit. Virtual will not have any upfront charges because their enrollment is frozen and that has been adjusted for virtual.

The school and family service section on the forecast is where the oversight fee is and it is also being accrued under the other accrued services section. It is still at \$150,000.

There is an increase in accounts receivable and overall the cash balance has increased as well as liabilities. Outflow has changed- \$236k for computer and software, but \$150k was spent with restricted funds. \$162k MindPlay and Ascend Licenses, and \$40k Pivot INSEPCT. \$17L document cameras, and \$5k laptop charging stations.

The restricted fund balance can be found on the detailed cash flow balance sheet, and each school has their own in dropbox. The board needs to ensure that those funds are being spent for all schools, especially virtual.

Mr. Meyer motioned to accept the financials subject for audit. Mr. Giltner seconded. The motion passed.

B. Community Report, Rachael Borrelli

Ms. Borrelli reviewed the October events include 9th annual orchard day, manufacturing days, library days, and two high school field trips to medical history museum and the Mississinewa Battlefield. The manufacturing days were organized by Ivy Tech, Vincennes and Purdue. Nicole Schadek, organized and led anti-bullying assemblies throughout the state.

The November events include two college visits to Purdue and Ivy Tech in Valparaiso, library days; mom’s coffee; Grissom Airbase; Wonderlab in Bloomington; Junie B. Jones Play in Wabash; Domestic Violence Awareness Assemblies; and two Thanksgiving luncheons in Indianapolis and Gary.

National Honor Society inductions will be held December 6th at 6pm. There are 46 students in grades 10-12; and 30 students in grades 7-8.

C. Enrollment Report, Kathy Coe

Total enrollment for Hoosier Indy is 219, which is up compared to the 206 last month; Hoosier Virtual is 1553, which is down compared to the 1673 last month; and Insight is 790, which is down compared to the 798 last month. The total HANS enrollment is 2562, which is down from the 2677 last month.

**Hoosier Academies Network of Schools
Enrollment 2017-2018 School Year**

Total Enrollment

Grade	HoosierIndy	Hoosier Virtual	ISN	Total
K	15	42		57
1	17	99		116
2	9	60		74
3	10	116		126
4	18	105		123
5	14	116		130
6	15	85		100
7	16	112	58	186
8	20	117	105	242
9	22	132	115	289
10	25	155	199	379
11	28	197	182	407
12	10	192	131	333
Grand Total	219	1553	790	2562

Previous Month Enrollment

September Enrollment

Grade	Hoosier/Indy	Indoosier Virtual	ISDH	Total
K	14	51		65
1	15	106		121
2	11	75		86
3	10	126		136
4	19	113		132
5	13	127		140
6	24	92		116
7	14	116	57	127
8	21	126	104	251
9	19	154	121	294
10	19	172	192	383
11	27	210	173	410
12	16	205	151	372
Total	206	1671	796	2677

Teacher ratios for middle school and high school are differentiated by school. Virtual 6-8 are assigned by subject, but Indy 6th grade teaches all subjects so the Indy teacher ratio is higher because it shows all subjects. There are a couple of middle school Indy teachers that also teach high school courses so they will show up on both ratios. We do have middle school students taking high school courses, and we also have some teaching both hybrid and virtual. For some of the Insight teachers who are above the ratio, starting next block, their student load will reduce because we are pulling some of the virtual teachers (2) who can support another student load because of the decrease in virtual. Ratio for high school virtual is 229 and 220 for Insight.

D. Compliance Report, Kathy Coe

We are currently complete and up to date on state reporting. ISTAR TL is due October 27th and we are working on that, and the curricular material assistance is the textbook. The Ball State quarterly reports are due and will be uploaded tomorrow. Some of the reports that we submit to the state we submit to K12 first.

E. Personnel Report, Nadina McFann

There has been no new hires. We are waiting on a background check for the 6th grade hybrid position, and we have two grant funded positions open as interventionists. There is one teacher on medical leave, and there have been no resignations.

IV. Hoosier Academy- School and Student Outcomes

A. October Graduation

Dr. Ernest highlighted the graduates that graduated on October 7th. This is the first year for holding a fall graduation for those students that still needed a couple of classes to finish out their high school career. October was chosen because if you graduation prior to Oct 1st, you are still in your cohort. There was a total of 7 graduates for Insight and 22 total graduates in virtual.

Insight October 2017 Graduates

	Student #	Needed Summer course	Needed Block 1 course	11-15 credits deficient (8-2016 to 7-2017)	16-19 credits deficient (8-2016 to 7-2017)	19-22 credits deficient (8-2016 to 10-2017)
2017 Cohort Graduates Oct. 2017	7	7	2	3	2	2

SUMMER 2017 Graduation: 10/7/17

*22 Students Total	Total # Students	# Students Needing 1 Summer Class	# Students Needing 2 Summer Classes	# Students Needing 3 Summer Classes	# Students Needing 4 Summer Classes
2017 Cohort Graduates	11	4	4	2	1
2016 Cohort Graduates (Late Graduates)	5	2	0	1	2
2018 Cohort Graduates (Early Graduates)	6	0	6	0	0

B. Consolidated Plan, Academic Reports

See attached report.

C. FAST Report

See attached reports.

V. Board Development

A. Items for next month:


1. Transition Plan
2. Persistent Data
3. Curriculum Alignment- check mark confirmation
4. Washington DC Presentation

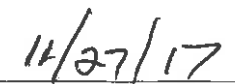
Next Board meeting is November 28, 2017, Franklin Rd, at 5:30pm.

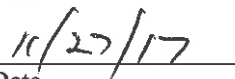
Being no further business the meeting adjourned at 7:19pm

Signatures for Approval of the October 24, 2017 Minutes.


 John Marske, Board President


 George Giltner, Board Secretary


 Date


 Date

HOOSIER ACADEMY, INC.

Resolution to Adopt calendar YR ~~2017-2018~~ Health Benefits

Resolution No. 2017~~6~~-~~2017~~18

WHEREAS, the Board of Directors of Hoosier Academy, Inc. ("Corporation") previously approved and adopted the health benefits package offered Hoosier Academy employees; and

WHEREAS, Hoosier Academy contracts with Insperity Corp. as a vendor for their Human Resource services; and

WHEREAS, the Board of Directors has reviewed the proposed premium adjustments that will effect both Hoosier Academy, Inc. and Hoosier Academy employees and deems it to be in the best interest of the Corporation and Employees to adopt the benefit offerings and premium allocations as presented.

IT IS THEREFORE RESOLVED that the calendar year ~~2018-2017~~ health benefit offerings, as presented and attached hereto as Exhibit A, to the Directors and considered at this meeting, be, and they hereby are, approved and adopted by the Corporation and the Hoosier Academy Charter School.

Voice Vote:

Ayes: 111 No: _____

Date: 10/24/17

Certification of Board Secretary: 

HOOSIER ACADEMY, INC.

Resolution to Adopt calendar YR 2018 Health Benefits

Resolution No. 2017-18

WHEREAS, the Board of Directors of Hoosier Academy, Inc. (“Corporation”) previously approved and adopted the health benefits package offered Hoosier Academy employees; and

WHEREAS, Hoosier Academy contracts with Insperity Corp. as a vendor for their Human Resource services; and

WHEREAS, the Board of Directors has reviewed the proposed premium adjustments that will effect both Hoosier Academy, Inc. and Hoosier Academy employees and deems it to be in the best interest of the Corporation and Employees to adopt the benefit offerings and premium allocations as presented.

IT IS THEREFORE RESOLVED that the calendar year 2018 health benefit offerings, as presented and attached hereto as Exhibit A, to the Directors and considered at this meeting, be, and they hereby are, approved and adopted by the Corporation and the Hoosier Academy Charter School.

Voice Vote:

Ayes: _____ No: _____

Date: _____

Certification of Board Secretary: _____

Hoosier Academies Network of Schools

October 2017 Graduation

Insight October 2017 Graduates

	Student #	Needed Summer course	Needed Block 1 course	11-15 credits deficient (8-2016 to 7-2017)	16-19 credits deficient (8-2016 to 7-2017)	19-22 credits deficient (8-2016 to 10-2017)
2017 Cohort Graduates Oct. 2017	7	7	2	3	2	2

SUMMER 2017 Graduation: 10/7/17

*22 Students Total	Total # Students	# Students Needing 1 Summer Class	# Students Needing 2 Summer Classes	# Students Needing 3 Summer Classes	# Students Needing 4 Summer Classes
2017 Cohort Graduates	11	4	4	2	1
2016 Cohort Graduates (Late Graduates)	5	2	0	1	2
2018 Cohort Graduates (Early Graduates)	6	0	6	0	0

Hoosier October Board Meeting- Academic Outcomes

10.24.17

Focused Plan

Assessment-5 STAR

- Weekly data meetings-Actionable data

100% Aligned Curriculum

Engagement-Getting students to live classes and holding them accountable

Teachers-Effective Instruction (Evaluation, walk throughs, peer, instructional rounds)


=Student Academic Growth

*Same plan for all three schools



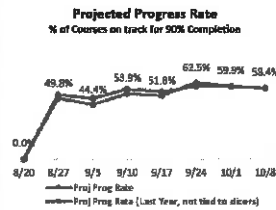
Virtual K-5 Progress (OLS)

Grades K-2



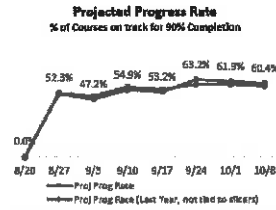
Increase 6.4

Grades 3-5



No Change

Overall



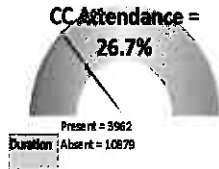
Increase 1.9

OLS Progress Goals

Goal: ES average progress in courses (each month, 2017-18):

Goal	Actual
Math: 83.2%	54.0%
ELA: 86.1%	65.0%

Virtual K-5: Live instruction (BBC)



Student Counts

Total Inv: 4797
 Total Att: 3802
 Avg Hrs Att: 4.21
 Att Rate: 79.3%



LY 26.7%

TY 79.3%

Increase 52.6

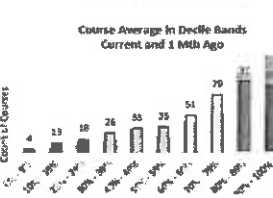
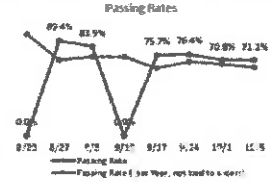
Virtual MS (6-8): Passing Rates

6th Grade



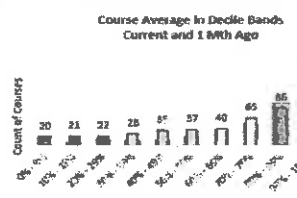

Increase 10.9

7th Grade



Increase 10.2

8th Grade



Increase 6.8

Overall Passing Rate

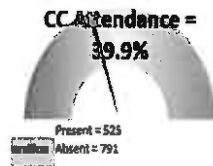
TY 70.4% LY 60.9% Increase Overall 9.5

Virtual MS Goals


Goal: MS course pass rates (each month, 2017-18):

Goal	Actual
Overall: 66.3%	70.4% ★
Math: 62.1%	70.5% ★
ELA: 70%	64.4%

Virtual MS Live Sessions (BBC)



LY 39.9%

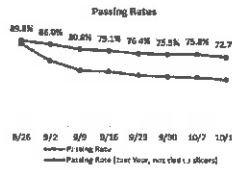


TY 81.7%

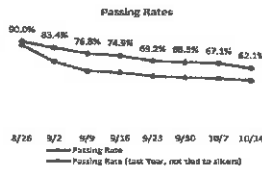
Increase 41.8

Virtual HS: Passing Rates

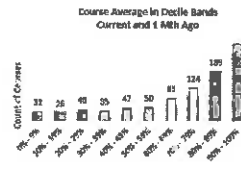

9th Grade



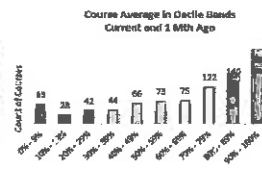
10th Grade



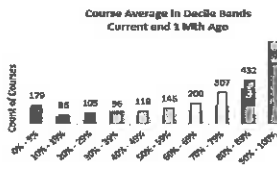
11th & 12th Grade



Increase 23.5



Increase 12.9



Increase 16.3

Overall Passing Rate
 TY 64% LY 49.2% Increase Overall 14.8

Virtual HS Goals

Goal	Actual
Overall: 61.2%	64% ★
Math: 66.2%	68% ★
ELA: 52.1%	67.1% ★

Virtual HS Live Instruction (BBC)



Student Counts
 Total Inv: 8145
 Total Att: 5936
 Avg Hrs Att: 5.6
 Att. Rate: 65.5%

LY 23.5%

TY 65.5%


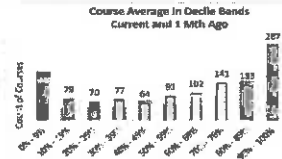

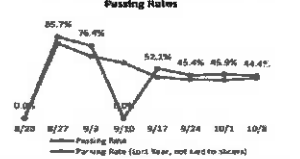
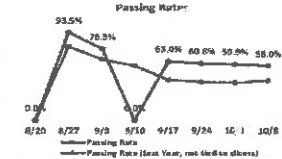
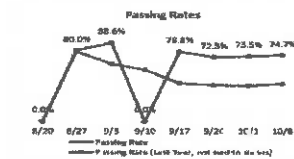
Increase 42

Insight: Passing Rates

7-8 Pass Rates (all courses) 74.7%;

9-10 Pass Rates (all courses) 58%;

11-12 Pass Rates (all courses) 44.4%



Increase 33.9

Increase 17.2

Increase 3.6

Overall Passing Rate
 LY 51.2% TY 40.8% Increase Overall 10.4

Insight Passing Rate Goal

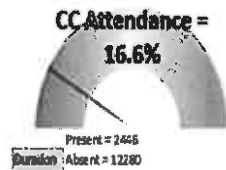
Goal: HS course pass rates (each month, 2017-18)

GOAL	Actual
Overall: 61.2%	51.2%
Math: 66.2%	43.8% ★
ELA: 52.1%	53.4% ★

Goal: MS course pass rates (each month, 2017-18):

Overall: 66.3%	72.4% ★
Math: 62.1%	66.7% ★
ELA: 70%	63.2%

Insight Live Sessions (BBC)



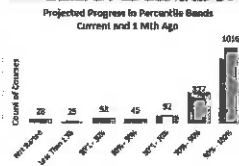

LY 16.6%

TY 49.2%

Increase 32.6

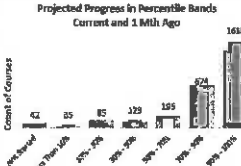

Indy K-5 OLS Progress

Grades K-2



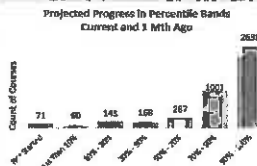
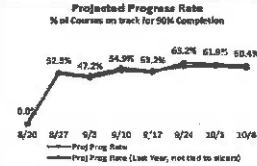
Increase 6.6

Grades 3-5



Increase 4.4

Overall



Increase 6

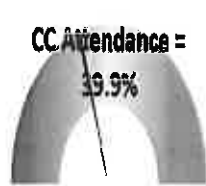
Overall Passing Rate
 TY 63.9% LY 55.1% Increase Overall 8.8

Indy K-5 Goals


Goal: ES average progress in courses (each month, 2017-18):

Goal	Actual
Math: 83.2%	29.5%
ELA: 86.1%	35.4%

Indy K-5 Live Sessions (BBC)



LY 39.9



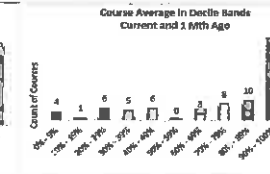
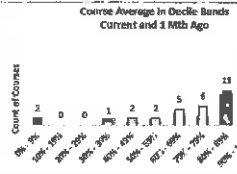
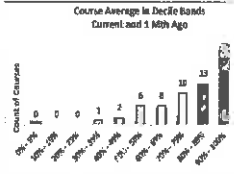
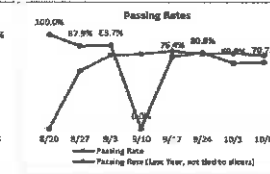
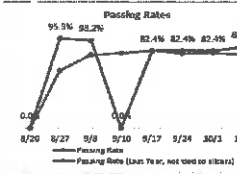
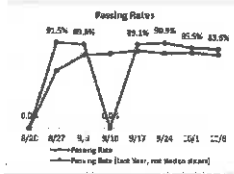
TY 59.8% Increase 19.9

Indy MS Passing Rates

Grade 6th

Grade 7th

Grade 8th



Overall Passing Rate
 TY 78.1% LY 74.9% Increase Overall 4.8

Indy MS Goals

Goal: MS course pass rates (each month, 2017-18):

Goal	Actual
Overall: 66.3%	78.1% ★
Math: 62.1%	79.6% ★
ELA: 70%	69.4%

Indy MS Live sessions



LY 29.2%



Student Counts
 Total Inv: 499
 Total Att: 378
 Avg Hrs Att: 6.4
 Att. Rate: 75.8%

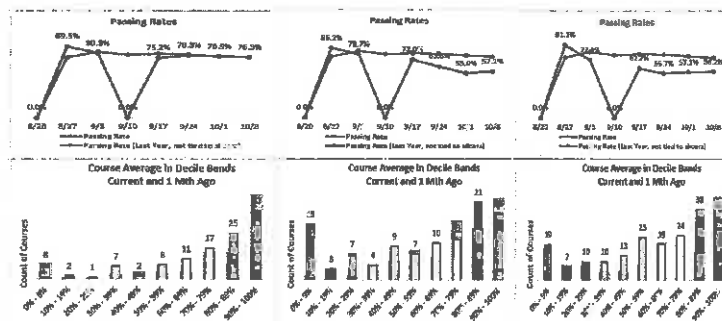
TY 75.8% Increase 46.6

Indy HS Passing Rates

9th Grade

10th Grade

11th & 12th Grade



Same

Decrease 10.1

Decrease 10.5

Overall Passing Rate

TY 50.5% LY 63% Decrease Overall 12.5

Indy HS Goals


Goal: HS course pass rates (each month, 2017-18)

Overall: 61.2% 63% ★

Math: 66.2% 70.5% ★

ELA: 52.1% 62.9% ★

Indy HS Live Sessions (BBC)



Student Counts
 Total Inv: 882
 Total Att: 364
 Avg Hrs Att: 3.4
 Att. Rate: 41.3%

LY 15.4%

TY 41.3% Increase 25.9

MindPlay Reading

	K	1	2	3	4	5	6	7	8
Virtual	N/A	N/A	.52	.25	.24	.34	.27	.56	.58
Insight	N/A	N/A	N/A	N/A	N/A	N/A	N/A	.25	.35
Indy	N/A	N/A	1.00	.09	.42	.28	.28	.50	1.20

	9	10	11	12
Virtual	.37	.37	.33	.31
Insight	.28	.33	.27	.19
Indy	.57	.47	.09	.11

Ascend Virtual

School Progress Report

School Name : Hoosier Virtual EBMS
 Reported Date : 11/09/17 01:46:35 PM



Level	Number of Students	Mean Score Pre Assessment	Average Time On Task Per Student	Mean Score Post Assessment	Gain in Score*
Level Kindergarten	15	N/A	03:41:49	54.0%	N/A
Level 1	62	N/A	01:26:30	55.3%	N/A
Level 2	77	62.1%	0 : 49:51	84.0%	21.9%
Level 3	313	69.6%	05:02:25	93.9%	24.3%
Level 4	153	80.0%	04:24:54	93.0%	13.0%
Level 5	121	83.1%	06:48:24	91.1%	8.0%
Level 6	44	88.5%	09:37:25	92.4%	3.9%
Level 7	32	81.8%	07:46:01	91.5%	9.7%
Level 8	24	89.2%	06:38:23	90.8%	1.6%
Level 9-12	2	95.5%	01:53:10	98.8%	3.3%

*The "Gain in Score" percentage is based upon the average gain in score of each individual student that has completed a pre assessment and at least one post assessment. It is not a calculation of the Mean Post Assessment Score minus the Mean Pre Assessment Score.

School Progress Report

School Name : Hoosier Virtual HS
 Reported Date : 11/23/17 08:29:14 AM



Level	Number of Students	Mean Score Pre Assessment	Average Time On Task Per Student	Mean Score Post Assessment	Gain in Score*
Level 2	24	81.5%	00:31:13	90.3%	9.4%
Level 3	62	76.5%	02:33:44	90.7%	14.2%
Level 4	38	82.1%	02:15:23	92.3%	10.6%
Level 5	38	74.5%	05:09:00	92.8%	18.4%
Level 6	24	67.5%	04:16:43	94.7%	27.2%
Level 7	153	61.6%	04:52:36	92.4%	30.5%
Level 8	81	71.5%	05:50:00	91.6%	20.1%
Level 9-12	174	73.9%	05:05:16	92.0%	18.0%
Level Algebra 1	2	91.7%	01:05:16	97.0%	4.7%

*The "Gain in Score" percentage is based upon the average gain in score of each individual student that has completed a pre assessment and at least one post assessment. It is not a calculation of the Mean Post Assessment Score minus the Mean Pre Assessment Score.

Ascend INSIGHT

School Progress Report

School Name : Hoosier Insight
 Reported Date : 11/23/17 06:18:12 AM



Level	Number of Students	Mean Score Pre Assessment	Average Time On Task Per Student	Mean Score Post Assessment	Gain in Score*
Level 2	28	66.5%	00:29:32	91.7%	5.4%
Level 3	66	71.0%	02:15:20	93.6%	16.5%
Level 4	56	63.1%	02:47:40	92.5%	9.4%
Level 5	24	65.9%	03:11:26	89.5%	19.9%
Level 6	36	66.9%	04:40:00	91.3%	25.0%
Level 7	146	60.0%	04:33:44	91.5%	31.5%
Level 8	58	64.2%	05:43:25	88.7%	25.4%
Level 9-12	192	70.5%	04:45:54	92.2%	21.4%

*The "Gain in Score" percentage is based upon the average gain in score of each individual student that has completed a pre assessment and at least one post assessment. It is not a calculation of the Mean Post Assessment Score minus the Mean Pre Assessment Score.

Ascend Hybrid

School Progress Report

School Name : Hoosier Indy ES/MS
 Reported Date : 10/23/17 01:58:34 PM



Level	Number of Students	Mean Score Pre Assessment	Average Time On Task Per Student	Mean Score Post Assessment	Gain In Score*
Level Kindergarten	12	N/A	04:07:56	94.1%	N/A
Level 1	12	N/A	04:29:54	91.4%	N/A
Level 2	20	72.6%	02:02:48	91.7%	19.2%
Level 3	39	75.2%	04:17:12	91.0%	15.8%
Level 4	12	79.2%	05:21:54	82.6%	13.4%
Level 5	16	71.8%	05:27:01	80.8%	19.1%
Level 6	3	67.2%	05:28:40	80.2%	33.0%
Level 7	13	67.0%	07:54:42	91.0%	24.0%
Level 8	6	70.2%	09:08:06	91.3%	21.1%
Level 9-12	1	86.2%	04:08:51	92.2%	6.0%

*The "Gain in Score" percentage is based upon the average gain in score of each individual student that has completed a pre assessment and at least one post assessment. It is not a calculation of the Mean Post Assessment Score minus the Mean Pre Assessment Score.

School Progress Report

School Name : Hoosier Indy HS
 Reported Date : 10/23/17 01:58:03 PM



Level	Number of Students	Mean Score Pre Assessment	Average Time On Task Per Student	Mean Score Post Assessment	Gain In Score*
Level 2	5	89.5%	00:24:10	94.7%	5.1%
Level 3	5	84.3%	01:10:36	92.0%	7.7%
Level 4	9	84.9%	01:40:06	94.3%	9.4%
Level 5	5	83.2%	01:49:02	93.4%	10.2%
Level 6	3	78.4%	03:02:46	88.0%	12.6%
Level 7	10	57.9%	05:44:14	93.2%	35.2%
Level 8	4	47.4%	01:28:47	94.4%	47.0%
Level 9-12	26	75.0%	05:19:34	92.3%	17.3%

*The "Gain in Score" percentage is based upon the average gain in score of each individual student that has completed a pre assessment and at least one post assessment. It is not a calculation of the Mean Post Assessment Score minus the Mean Pre Assessment Score.

FAST Board Summary Report

Overview

- Hoosier Academy Indianapolis – Top 5 in satisfaction regionally
- Hoosier Academy Indianapolis – Satisfaction up 22% over previous September 2017 survey
- Insight School of Indiana – Satisfaction up 11% over same time last year
- Hoosier Academy Virtual – Satisfaction and student daily routine consistent from previous survey and previous year

Hoosier Academy Indianapolis

Referrals

- Closed: 0
- FAST Action: 15
- FAST Waiting: 0
- Withdrawn: 0

Login Information

- Student login greater than 1 week: 8
- Learning Coach login greater than 1 week: 19

Most Recent Pulse Check – 10/16/2017 – 39 Responses

How satisfied are you currently with your overall experience? Very Dissatisfied (1) through Very Satisfied (7)

1=1, 2=1, 3=0, 4=4, 5=6, 6=9, 7=17

How well are you and your student able to keep up with your daily schooling routine? The scale is Not Very Well at All (1) through Very Well (7)

1=0, 2=1, 3=1, 4=6, 5=4, 6=15, 7=11

Hoosier Academy Virtual

Referrals

- Closed: 13
- FAST Action: 138
- Lead Review: 14
- FAST Waiting: 0

Login Information

- Student login greater than 1 week: 26
- Learning Coach login greater than 1 week: 89

Most Recent Pulse Check – 10/16/2017 – 253 Responses

How satisfied are you currently with your overall experience? The scale is Very Dissatisfied (1) through Very Satisfied (7)

1=9, 2=7, 3=15, 4=21, 5=41, 6=58, 7=102

How well are you and your student able to keep up with your daily schooling routine? The scale is Not Very Well at All (1) through Very Well (7)

1=10, 2=9, 3=12, 4=21, 5=41, 6=51, 7=109

Insight School of Indiana

Referrals

- Closed: 5
- FAST Action: 31
- Lead Review 7
- FAST Waiting: 0

Login Information

- Student login greater than 1 week: 41
- Learning Coach login greater than 1 week: 76

Most Recent Pulse Check – 10/16/2017 – 136 Responses

How satisfied are you currently with your overall experience? Very Dissatisfied (1) through Very Satisfied (7) – 93 Response on 10/20/2016

1=4, 2=2, 3=7, 4=19, 5=29, 6=34, 7=46

How well are you and your student able to keep up with your daily schooling routine? The scale is Not Very Well at All (1) through Very Well (7)

1=2, 2=0, 3=7, 4=21, 5=38, 6=29, 7=38