

Ohio Digital Learning School



2020-2021
Annual Report



Dear Parents, Students, and Stakeholders:

As the Head of School at Ohio Digital Learning School, I am proud to tell you about our school's mission and progress. The 2020-2021 school year was our second year of operation. We grew from 290 students to 520 students by the end of the school year.

Ohio Digital Learning School is designated as a Dropout Prevention and Recovery School through the Ohio Department of Education. We serve students ages 16-21 who have fallen behind in credits or have experienced crises that have interfered with the success of their high school career. Our focus is helping students recover credits and overcome obstacles to successfully complete high school and be prepared for careers and college. We provide opportunities to recover credits through block scheduling and credit recovery courses. Students can take advantage of career counseling and exploration through weekly sessions and courses. We also provide targeted intervention to address learning gaps.

The 2020-2021 school year provided many opportunities and some challenges due to the ongoing COVID-19 pandemic. To meet the social emotional needs of our students, we introduced the Seven Mindsets curriculum into our Pathfinder Hour sessions. We also implemented a teacher mentor program to connect students with staff and peers. We also started our Title 1 intervention program to provide students with additional support in math and reading. At the end of the school year, 235 students made up Ohio Digital Learning School's graduating class of 2021. We could not be prouder of our graduates and our returning students.

We look forward to the upcoming 2021-2022 school year. Ohio Digital Learning School will continue to combine rigorous curriculum and instruction with wraparound supports to provide students with an opportunity to recover credits, engage in learning safely, and prepare for college and career.

Sincerely,

A handwritten signature in black ink, appearing to read 'Kathleen Harkless', written over a light blue circular stamp.

Kathleen Harkless
Head of School




School Report Card

Ohio Digital Learning School receives the dropout prevention and recovery report card. The 2020-2021 report cards do not have grades or ratings as limited data was available due to the coronavirus pandemic. The report can be accessed at

<https://reportcard.education.ohio.gov/dorp/overview/017643>.


Achievement Component

The Achievement component, previously called the High School Test Passage Rate component, represents the number of students who meet applicable criteria on assessments that are required for graduation.


Not Rated
Rating


Progress

The Progress component looks closely at the growth all students are making during the school year.


Not Rated
Rating

Gap Closing

This component shows how well schools are improving or meeting the performance expectations for all students in English language arts, math, graduation, and English language proficiency. *The English language proficiency data is not available this year.*


Not Rated
Rating

Graduation Rate

The Graduation Rate component looks at the percent of students who are successfully finishing high school with a diploma in four, five, six, seven or eight years.


Not Rated
Rating

Graduation Rates

A Graduation rate is not calculated if there are not at least 10 students in the graduating class

30.4% of students graduated in 4 years
19.3% of students graduated in 5 years
20.0% of students graduated in 6 years
44.4% of students graduated in 7 years
0.0% of students graduated in 8 years
27.1% is the weighted average of all graduation rates.

 Not Rated 4-Year Rating	 Not Rated 5-Year Rating	 Not Rated 6-Year Rating
 Not Rated 7-Year Rating	 Not Rated 8-Year Rating	 Not Rated Combined Rating



Financial Data

Sources of School Revenue

State Funding	\$ 3,060,235.92	93%
Federal Funding	\$ 230,971.03	7%
Other Miscellaneous	\$ 11,271.36	0%
Total Revenue	\$ 3,302,478.31	100%

Expenses

Salaries	\$ 1,437,817.85	44%
Fringe Benefits	\$ 637,739.83	19%
Purchased Services	\$ 367,127.92	11%
Materials and Supplies	\$ 703,512.37	21%
Other Expenses	\$ 156,280.34	5%
Total Expenses	\$ 3,302,478.31	100%

Surplus/(Deficit) \$ 0

*** Amounts included in this report are unaudited and subject to change.**

Expenditures Related to Classroom Instruction

Teacher Salaries, Salaries, Benefits & Education-Related Expenses	\$ 1,603,457.53	53%
Student On-Line Curriculum	-	
Student Instructional Materials	\$ 19,492.34	1%
Student Computers, Internet, and Technology	\$ 572,068.91	19%
Pupil Support Salaries, Benefits & Education-Related Expenses	\$ 739,330.47	25%
Special Education Services	\$ 66,903.18	2%
Total Expenditures for Classroom Instruction	\$ 3,001,252.43	100%

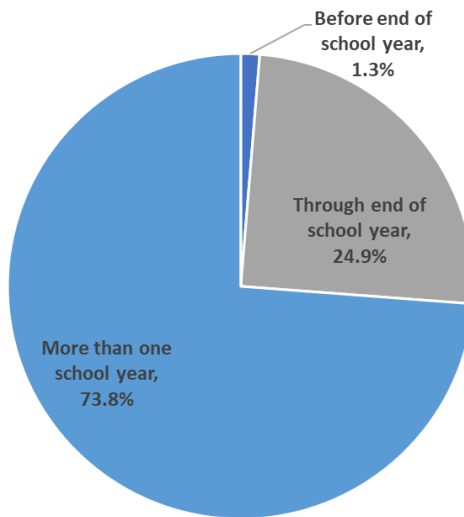
% Classroom Instruction Expenditures to Total

Expenses 91%



Student Demographics

- Ohio Digital Learning School served students residing in over 250 different school districts across the state of Ohio during the 2020-2021 school year.
- Ohio Digital Learning School’s student population is between the ages of 16-21; 59% were between 16-17 and 31% were eighteen years or older.
- 19.6% of Ohio Digital Learning School students received special education services.
- During enrollment families are surveyed to estimate the length of time their student will attend the school. Over two-thirds indicated that they intended to attend more than one school year.

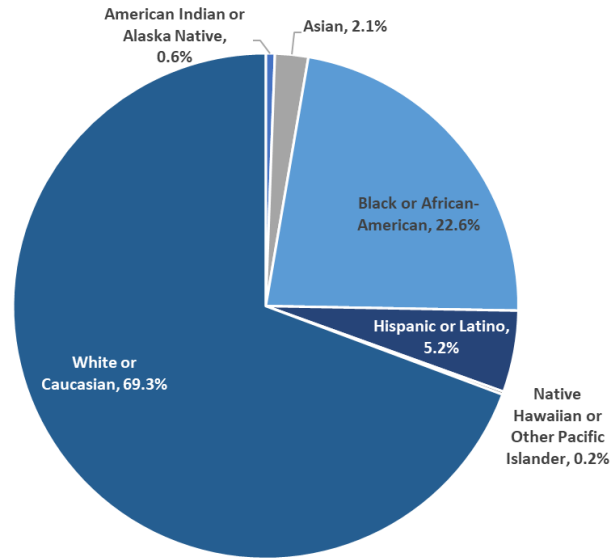


- Ohio Digital Learning School had graduates in their fourth, fifth, sixth, seventh, and eighth year. The table below represents the cohort years of the graduating class.

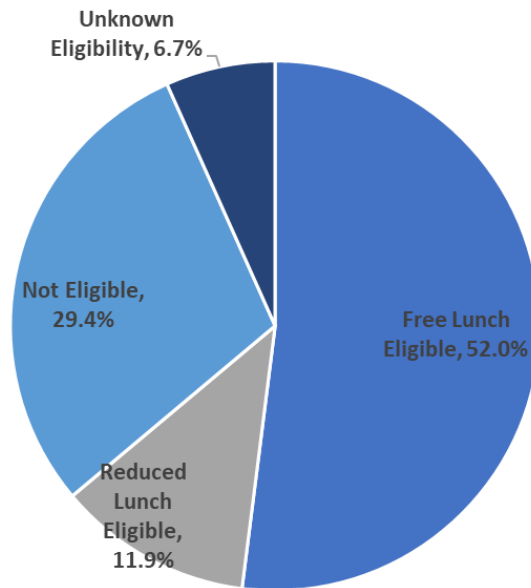
Class of 2021	61%
Class of 2020	19%
Class of 2019	11%
Class of 2018	7%
Class of 2017	2%



Ethnicity



Economics

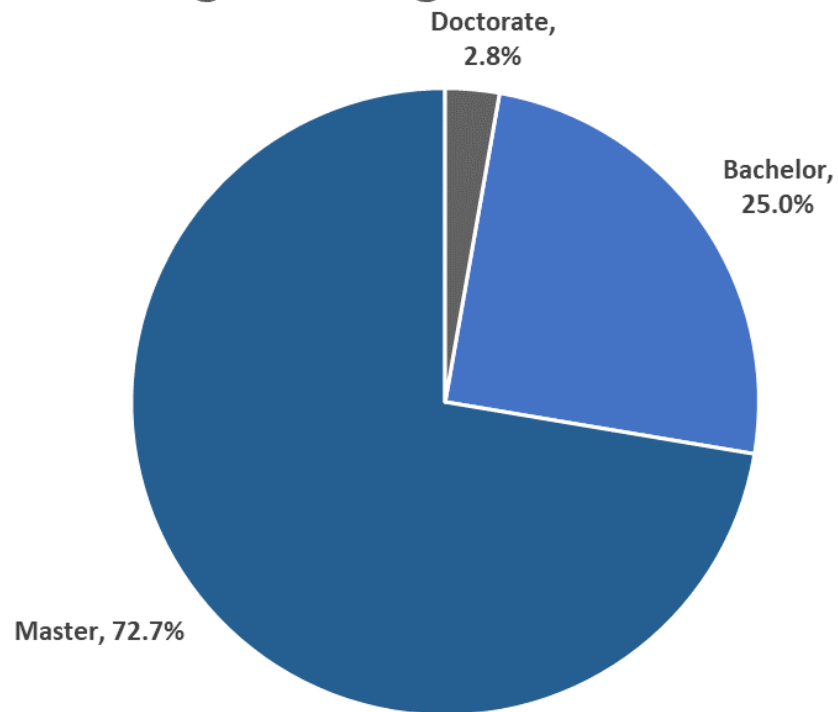




Staff Demographics

- Ohio Digital Learning School employed 26 teachers, 16 support staff, and 5 administrators.
- All instructional staff are properly licensed.

Highest Degree Attained





Who We Are

Board Members

Jennifer Wise, President

Tiffany Akeman, Vice President

Gregory Fockler, Treasurer

Chris Canova, Secretary

Chelsea Kania, Director

Staff

Miriam Bohles, Transition Coordinator

Theresa Bourgeois, Advisor

Kristen Brandon, English Teacher

Julie Burke, Credit Recovery Coordinator

Scott Caudell, Intervention Specialist

Alison Cianciolo, Math Teacher

Patrick DiNapoli, Science Teacher

Laura Edwards, Intervention Specialist

Brandon Evans, Math Teacher

Stacey Flores, Student Resource Coordinator

Therese Foley, Science Teacher

Anna Fox, Title 1 Reading Teacher

Joshua Goodall, Social Studies Teacher

Cassay Jamiel, Advisor

Craig Jeffries, Office Administrator

Stephanie Jones, EMIS Coordinator

Margaret Kennedy, Title 1 Math Teacher

Jennifer King, Math Teacher

Kristin Lahetta, Intervention Specialist

Rita Leaders, English Teacher

Thom Loomis, Advisor

School Leadership Team

Kathleen Harkless, Head of School

Mahailey Albain, Principal

Cody Chrisman, Operations Manager

Laura Houghton, Student Support Administrator

Kristal Lockwood, Special Programs Manager

Ann Mangan, School Counselor

Erin McDonald, Community Engagement

Morgan Miller, Registrar

Kathleen Moore, Science Teacher

Andrea Polen, Advisor

Shawna Pope, Social Studies Teacher

Amy Ripato, Intervention Specialist

Tanya Rose, English Teacher

Stephanie Sak, Business Teacher

Natalie Sanford, Health/PE Teacher

Rochelle Seibert, English Teacher

Elizabeth Shaffer, School Psychologist

Kim Smathers, Intervention Specialist

Leanne Suttles, Intervention Specialist

Julia Thompson, Intervention Specialist

Benjamin Tobe, Social Studies Teacher

Erica Trapp, Art Teacher

Elisha Volp, Intervention Specialist

Katie West, Student Attendance Coordinator

Helen Wilson, English Teacher

Amy Young, School Counselor



**OHIO DIGITAL
LEARNING SCHOOL**

Ohio Digital Learning School is a community eSchool, which is funded by public sources and independently operated by a board of directors under a charter granted by the Ohio Department of Education.

Ohio Digital Learning School is managed by Stride K12, Inc. and authorized by Ohio Council of Community Schools.



Sponsor Statement

Ohio Council of Community Schools (OCCS) uses various methods to evaluate the school's performance including published tests and other academic scores such as the Ohio Department of Education Local Report Card and supporting data. OCCS regional representatives visit our partner schools regularly ensuring compliance with federal, state, and contractual requirements. The results of this monitoring for the 2020-2021 school year are published in the 2020 Ohio Council of Community Schools Annual Report, available after November 30 at www.ohioschools.org

Ohio Digital Learning School

1745 Indian Wood Circle, Suite 210

Maumee, OH 43537

Phone: 419-740-9007 Fax: 419-481-8030

<http://odls.k12.com>