



**AGORA**  
CYBER CHARTER SCHOOL <sup>SM</sup>

995 Old Eagle School Road  
Suite 315  
Wayne, PA 19087

Office: 610-254-8218  
Fax: 610-254-8969  
[www.agora.org](http://www.agora.org)

illuminate link to hear recording of the meeting:

<https://sas.illuminate.com/site/external/installinfo/playback?sid=559&psid=2010-11-02.1217.M.701F07B97850429C0D5915C91801E2.vcr>

**Board of Trustees Meeting**

**November 2, 2010**

- I. Preliminary
  - A. Call to Order: The meeting was called to order at 6:32 pm
  - B. Roll Call: Travis Gery, Bonita Harman, , Mary Steffey  
absent Kadedra Haynes
  
- II. Old Business
  - A. Approve Previous Meeting Minutes  
Bonita Harmon made a motion to approve the minutes  
second Travis Gery
  
- III. New Business: Report to the Board
  - A. Enrollment: Tim Kreider gave the enrollment report. Enrollment 6319 as of Oct 27, 2010. High School enrollment is now being done for Jan 2011 starts. Withdrawals 116 students last month. Retention rate is 97.63% Attendance : absentee rates went up from 6% to 7.9%  
Finance: report by Ray Ball performance for Sept MTD amounts to deficit of (\$470 K) vs budget deficit of (\$490K). September YTD performance amounts to surplus of \$1.8 M vs budget deficit of (\$1.1M)  
Charter Schools in Pa will receive their funding through the basic educational formula or through grant funding  
PDE held a webinar re charter school receiving LEA monies and Digital Records Management Proposal is able to be covered with our finances for about 40,000-45,000 and then \$175 per month. Discussion regarding having k12
  - B. Personnel report by Ray Balls that includes 17 new hires and 8 resignations. ( 1 K12 position 1 transfer to a K12 )364 employees  
positions recruiting school psychologist, social worker and reading and math specialist and numerous other positions  
we are thrilled to have our new Special Ed manager  
Mary Steffey made a motion to approve personal report  
Bonita Harmon second  
motion carried
  - C. Academic  
Sharon Williams gave the Scantron Performance Series report (see board report)  
Jane Swan gave the High School report enrollment of 2859  
last year across all subjects 64.78%  
passing rate 59%

National Honor Society induction for 14 students

freshman academy: 4 teams 200 students meeting on weekly basis

Amy Rupp gave the middle school report. There are over 1100 students teachers are teaching synchronous sessions weekly and first assignments are being turned in.

Elementary report by April Nix our new Elementary Director. Teachers are very pleased with the increased engagement which they credit to the home visits, increased attendance rates and increased scanton participation

D. Community and Parent

service learning, define U, ice cream social, trips to many pumpkin patches clubs are about to be in full swing

E. Charter Renewal Status/PDE Updates Sharon Williams still no significant response from the state-we are on track for our submissions to the state.

F. Policy Recommendations (Action) Employee Handbook is still being reviewed by K12 legal

amendment to handbook re middle school grading to allow grades to be cumulative over the entire school year

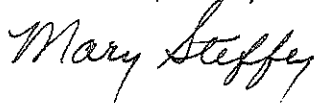
IV. Public Comment (20 minutes)

V. Adjournment Motion to adjourn by Mary Steffey

next meeting to Tuesday Dec 7 , 2010

please see illuminate link at top of report for recorded meeting and please access the Board Report on the web site for more info

minutes respectfully submitted by Mary Steffey



---

# Board Report

---

November 2, 2010

---

---



**AGORA**  
CYBER CHARTER SCHOOL <sup>SM</sup>

Respectfully Submitted by:  
Sharon Williams  
2/10/2011



## Contents

Enrollment .....	3
Student Body .....	3
Withdrawals .....	3
Attendance .....	4
Finance .....	5
Audit Update .....	5
Personnel.....	5
Current Staff .....	5
New Hires .....	5
Academics.....	6
Scantron Testing .....	6
High School Highlights .....	7
Middle School Highlights .....	7
Elementary School Highlights.....	8
Community and Parent Updates .....	8
Community Projects .....	8
Charter Renewal Status/PDE Updates.....	9
Policy Recommendations .....	9
Appendix 1: Enrollment Details.....	10
Appendix 2: Withdrawal Details.....	11
Appendix 3: Attendance Details.....	12



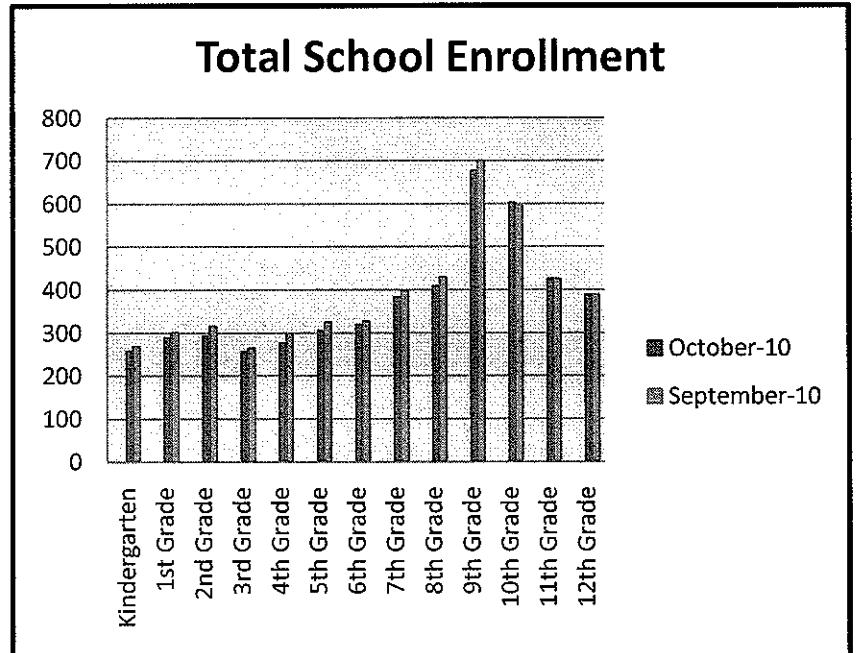
## Enrollment

### Student Body

Enrollment closed for the first semester for High School students. Over 6300 students are currently enrolled at Agora.

Total Agora Enrollment	
October-10	
K-6	2475
7-8	1036
9-12	2809


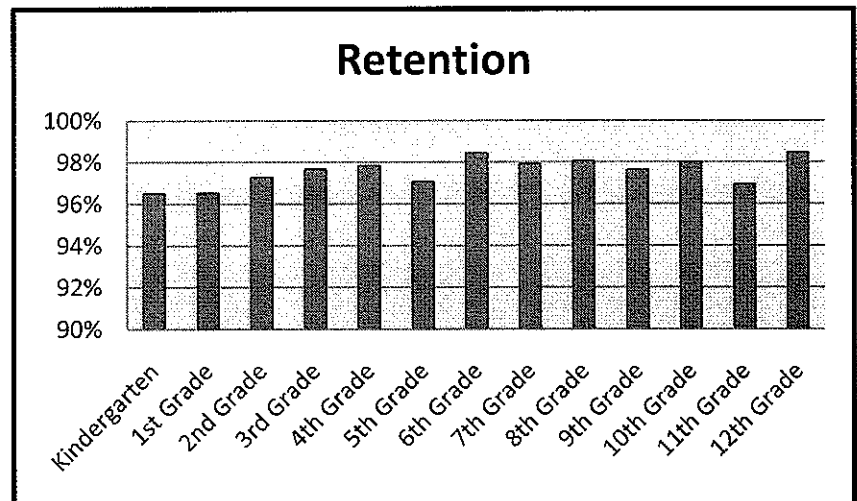
Number of Students	
Currently Enrolled	6320
Pending	814



### Withdrawals

We saw fewer withdrawals this month than in previous Octobers. Agora lost only 116 students as of October 26th.

Total Agora Withdrawals		
Withdrawals	Retention Rate 2010	Retention Rate 2009
116	97.63%	96.18%



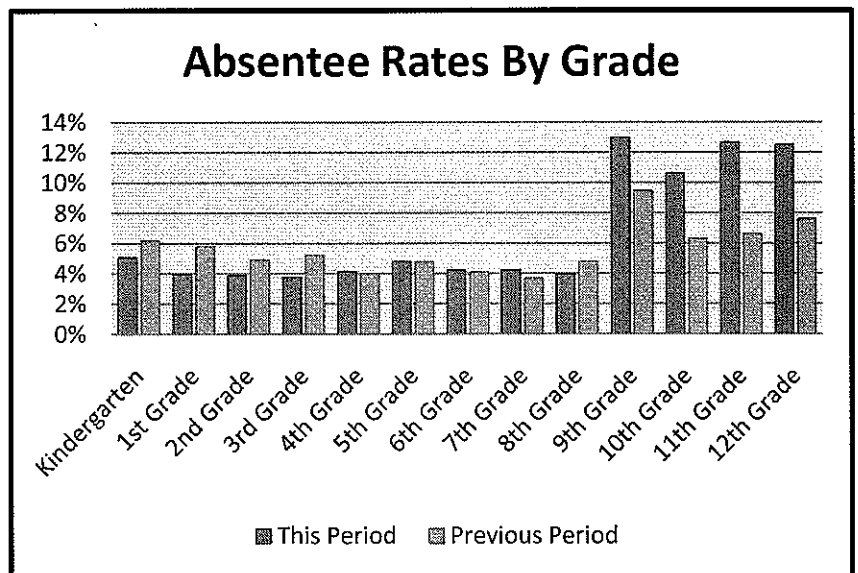
Withdrawal Reason	% of Withdrawals
Transfer to Public School in PA	64.4%
Transfer to another education entity such as private school, charter, will homeschool in PA	11.9%
Student is illegally absent for 10 consecutive days and compulsory attendance is not being pursued	8.7%
Transfer to Public School out of PA	5.7%
Plan to pursue GED	3.2%
Student voluntarily leaving school after passing required attendance age (17 or older)	2.2%
Attended Kindergarten and withdrew	1.7%
Transfer to another education entity such as private school, charter, will homeschool outside of PA	1.0%
Student committed to correctional institution	0.7%
Student runaway or whereabouts of family unknown	0.5%

### Attendance

Absentee rates are 7.9%, up slightly from 6% in September. Later cohorts of students Starting in late Sept and October attribute to the higher rate.

Our biggest challenge continues to be in the High School, in particular the 9<sup>th</sup> Grade. Great Efforts are being put forth by the high school team to improve this data.

Total Agora Attendance
Absentee Rate (October 2010)
7.9%



## Finance

- Performance for September 2010 MTD amounts to deficit of (\$470K) VS. budget deficit of (\$490K).
- September YTD performance amounts to YTD surplus of \$1.8M VS. budgeted deficit of (\$1.1M).

October 2010	
Total Funding	\$ 16.4 M
Total Expenditures	\$ 14.6 M
Net Fund Balance	\$ 1.8 M

## Audit Update

FY 2009 – 10 performance remains at YTD surplus of \$2.8M and will continue to monitor until audit is complete. Predecessor auditor submitted draft report 06-07 audit. Working on finalizing and should have rippling effect up to 08/09. Will begin 09/10 immediately after PY complete.

## Personnel

### Current Staff

Since our last report there were 17 new hires. There are positions that are still be recruited:

- Social worker
- School Psychologist
- Reading and math specialists

We are thrilled to have a new Special Education manager join us on October 25th. An additional registrar is joining the team on November 1<sup>st</sup>. We are also excited to have an Tech/Facilities Manager join our learning center team on November 15, 2010. All are K12 employees.

Total Agora Employees	
October 2010	364

Employee Type	
Teachers	263
Advisors/Guidance	25
Support Staff	76

Teacher Breakdown	
Elementary	79
Middle School	49
High School	96
Special Education	51

### New Hires/Resignations

Our growth this school year has prompted 17 new hires in the month of October. This includes 14 teaching positions, and 3 new specialist positions.

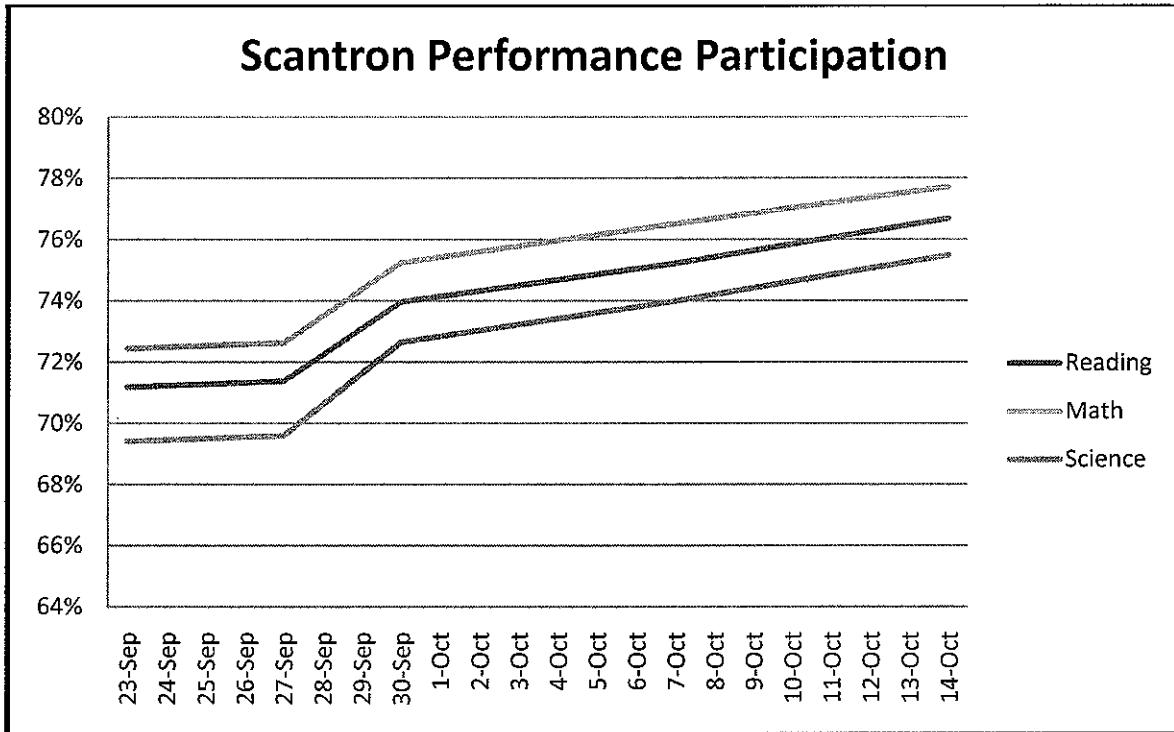
8 Resignations: 2 Elementary, 1 High school, 1 Special Ed, 1 specialist, 2 Attendance Callers, 1 Transfer to K12

Respectfully Submitted by:  
 Sharon Williams  
 2/10/2011  
 Academics



**Scantron Testing**

*Participation*



*Performance*

Math			
Grade	%At Risk	%On Target	%Advanced
Grade 3	14.07%	50.19%	35.74%
Grade 4	26.50%	53.00%	20.49%
Grade 5	59.16%	24.62%	16.22%
Grade 6	29.92%	60.11%	9.97%
Grade 7	34.26%	57.23%	8.51%
Grade 8	35.02%	58.70%	6.28%
Grade 9	36.08%	61.48%	2.44%
Grade 10	95.57%	0.91%	3.52%
Grade 11	92.68%	2.96%	4.36%
Grade 12	87.78%	4.41%	7.82%

Reading			
Grade	%At Risk	%On Target	%Advanced
Grade 3	8.47%	57.66%	33.87%
Grade 4	14.58%	60.76%	24.65%
Grade 5	18.10%	59.51%	22.39%
Grade 6	18.46%	69.97%	11.57%
Grade 7	20.47%	66.81%	12.72%
Grade 8	20.00%	68.04%	11.96%
Grade 9	24.97%	65.56%	9.47%
Grade 10	16.03%	74.51%	9.46%
Grade 11	11.66%	77.03%	11.31%
Grade 12	11.87%	70.42%	17.71%

Respectfully Submitted by:  
Sharon Williams  
2/10/2011

## High School Highlights

Facts about Oct. 2009	Facts about Oct. 2010
<ul style="list-style-type: none"><li>• Student Enrollment : 2450</li></ul>	<ul style="list-style-type: none"><li>• Student Enrollment 2859</li></ul>
<ul style="list-style-type: none"><li>• Scantron: 10% non compliance</li></ul>	<ul style="list-style-type: none"><li>• Scantron: 4.0% non compliance</li></ul>
<ul style="list-style-type: none"><li>• Course Average Grade: 55.94%</li></ul>	<ul style="list-style-type: none"><li>• Course Average Grade: 64.78%</li></ul>
<ul style="list-style-type: none"><li>• Passing Rate: 49%</li></ul>	<ul style="list-style-type: none"><li>• Passing Rate: 59%</li></ul>

Note: **Passing rate versus Course average grade:** Passing rate is the number of students who are not passing a course 0-59%.


Course average grade is the average of all students in all courses

### Highlights

- 800 students participated in grade level assemblies driven by Counselors
- Weekly Detail Report sent to staff that targets specific support needed
- Freshman Academy teams are meeting on weekly basis to support students
- 326 students to take 12 Grade PSSA retests October 25-November 5 at 15 sites
- Face to Face enrollment meetings have begun again
- High School Meeting in Ohio for teachers to share ideas was successful
- NHS induction of second group of charter members: 14 on November 21

## Middle School Highlights

- Students are beginning to turn in assignments
- Teachers are teaching synchronous sessions weekly in all subjects
- Students are being remediated in math and reading
- Passing rates will be reported out next month
- First quarter ends Nov. 5<sup>th</sup>
- Individualized Learning Plans including student goals and standards based progress will be sent to parents on Nov 22<sup>nd</sup>



Respectfully Submitted by:

Sharon Williams

2/10/2011



**AGORA**  
CYBER CHARTER SCHOOL<sup>SM</sup>

## Elementary School Highlights


- Families more engaged based on:
  - 1.) number of home visits completed
  - 2.) increased attendance rates
  - 3.) increased participation in Scantron Performance Series
- Teachers learned very important information related to student achievement on their home visits that would normally take months to uncover.
- ADO attendance has improved due to new organization with teachers being directly involved.
- K-2 Para Educators have class lists and have started remediation
- K-2 Fall Face to Face AIMS web screenings are completed. This information will guide instruction and conferencing with parents.
- K-2 teachers are pleased to now have Math and Reading Specialists providing support

## Community and Parent Updates

---

### Community Projects

- Service Learning
- Define U
- Ice cream Socials
- Trips to many pumpkin patches across the state
- Coffee and Laptops
- Science
- Writing Workshops
- Visits to local Farms
- Face to face Remediation
- Online Clubs
- Fundraisers



Respectfully Submitted by:  
Sharon Williams  
2/10/2011



## Charter Renewal Status/PDE Updates

We are still on track to meeting the November 30, 2010 submission of new alignments in accordance to the renewal requests.

No other comments have been received based on the August 30, 2010 submission.

## Policy Recommendations


---

- Employee Handbook: under legal review
- Middle School Amendment to the School Handbook re: Grading:

(Would like to amend to the highlighted sentence)

In an effort to help students prepare for the transition from elementary school to high school, middle school students will receive grades. These grades will be determined based on: Teacher Graded Assignments and Scantron achievement testing in math and reading courses. All graded work comes directly from content in the Online School and the grades are based on the rubrics found on the Online School, where applicable. Scantron assessments are based on the PA state standards and measure what each student should know based on his/her grade level. Grades will be given each quarter and the final grade will be cumulative, based on the entire school year.

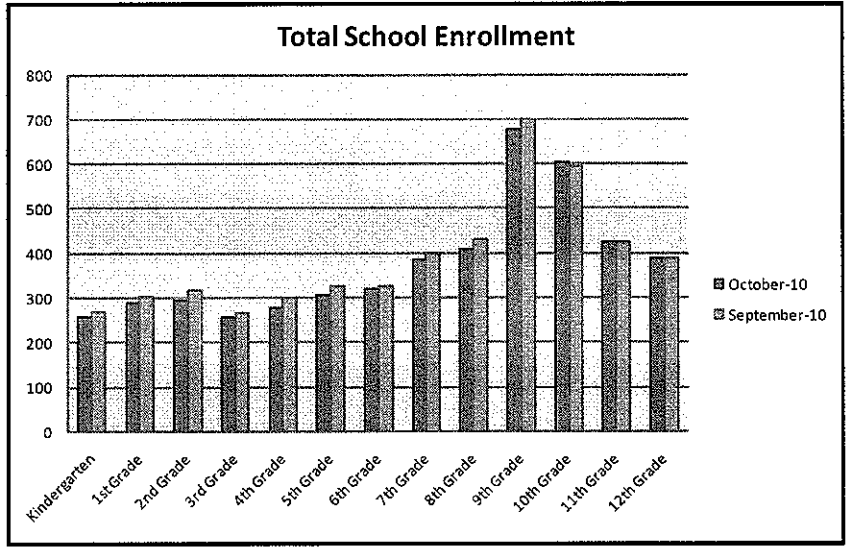
- Digital Files



## Appendix 1: Enrollment Details

### Enrollment

	Total Agora Enrollment		
	October-10	September-10	% Change
K-6	2475	2104	17.63%
7-8	1036	2233	-53.61%
9-12	2809	2111	33.06%



	Total Agora Enrollment		
	October-10	September-10	% Change
Kindergarten	258	269	-4.09%
1st Grade	289	302	-4.30%
2nd Grade	294	316	-6.96%
3rd Grade	257	265	-3.02%
4th Grade	277	300	-7.67%
5th Grade	306	325	-5.85%
6th Grade	320	327	-2.14%
7th Grade	384	398	-3.52%
8th Grade	409	430	-4.88%
9th Grade	678	701	-3.28%
10th Grade	603	596	1.17%
11th Grade	425	425	0.00%
12th Grade	389	389	0.00%

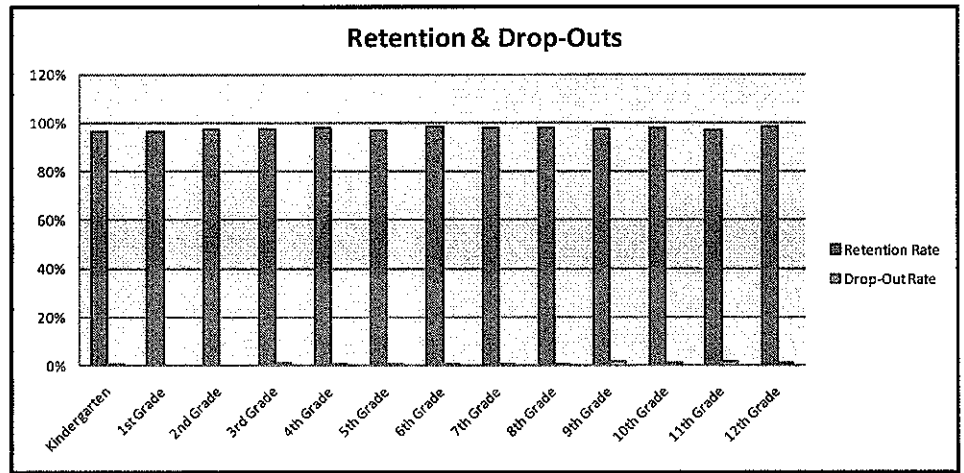
Special Education Breakdown		Monthly Breakdown											
Sped. Oct-10	888	High School			Middle School			K-6					
Sped. Sep-09	5432	Enrollment	% Change	Enrollment	% Change	Enrollment	% Change	Enrollment	% Change				
Pending Admission		September-10	2361	-	September-10	2233	-	September-10	2104	-			
Number of Students		August-10	-	-	August-10	-	-	August-10	-	-			
Currently Enrolled	6320	July-10	-	-	July-10	-	-	July-10	-	-			
On Pending	175	June-10	-	-	June-10	-	-	June-10	-	-			
		May-10	-	-	May-10	-	-	May-10	-	-			
		April-10	-	-	April-10	-	-	April-10	-	-			
		March-10	-	-	March-10	-	-	March-10	-	-			
		February-10	-	-	February-10	-	-	February-10	-	-			
		January-10	-	-	January-10	-	-	January-10	-	-			
		December-09	-	-	December-09	-	-	December-09	-	-			
		November-09	-	-	November-09	-	-	November-09	-	-			
		October-09	-	-	October-09	-	-	October-09	-	-			

## Appendix 2: Withdrawal Details

### Withdrawals & Retention

Total Agora Withdrawals		
Withdrawals	Retention Rate	Drop-Out Rate
116	97.63%	0.70%

Total Agora Withdrawals			
	Withdrawals	Retention Rate	Drop-Out Rate
Kindergarten	9	96.51%	0.39%
1st Grade	10	96.54%	0.00%
2nd Grade	8	97.28%	0.00%
3rd Grade	6	97.67%	0.78%
4th Grade	6	97.83%	0.36%
5th Grade	9	97.06%	0.65%
6th Grade	5	98.44%	0.31%
7th Grade	8	97.92%	0.26%
8th Grade	8	98.04%	0.49%
9th Grade	16	97.64%	1.33%
10th Grade	12	98.01%	0.83%
11th Grade	13	96.94%	1.41%
12th Grade	6	98.46%	1.03%



### Historical Breakdown

High School			
	Withdrawals	Retention Rate	Drop-Out Rate
September-10	59	97.21%	0.90%
August-10	-	-	-
July-10	-	-	-
June-10	-	-	-
May-10	-	-	-
April-10	-	-	-
March-10	-	-	-
February-10	-	-	-
January-10	-	-	-
December-09	-	-	-
November-09	-	-	-
October-09	-	-	-

Middle School			
	Withdrawals	Retention Rate	Drop-Out Rate
September-10	33	96.01%	0.12%
August-10	-	-	-
July-10	-	-	-
June-10	-	-	-
May-10	-	-	-
April-10	-	-	-
March-10	-	-	-
February-10	-	-	-
January-10	-	-	-
December-09	-	-	-
November-09	-	-	-
October-09	-	-	-

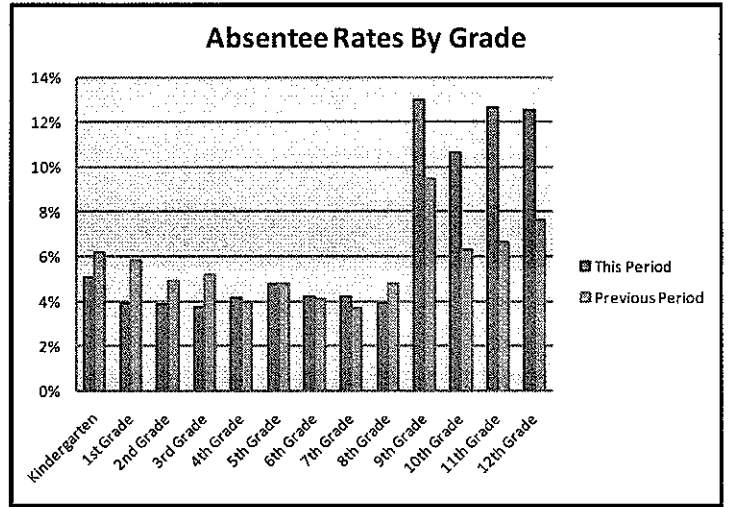
K-6			
	Withdrawals	Retention Rate	Drop-Out Rate
September-10	93	95.58%	0.19%
August-10	-	-	-
July-10	-	-	-
June-10	-	-	-
May-10	-	-	-
April-10	-	-	-
March-10	-	-	-
February-10	-	-	-
January-10	-	-	-
December-09	-	-	-
November-09	-	-	-
October-09	-	-	-

## Appendix 3: Attendance Details

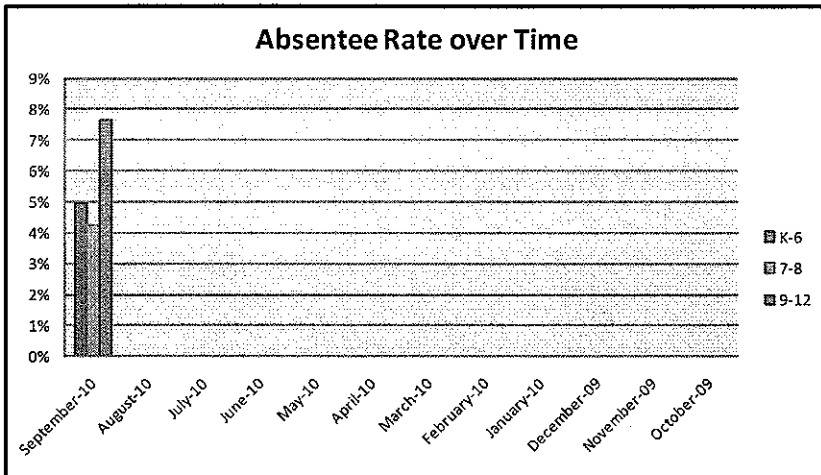
### Attendance

Total Agora Attendance	
Absentee Rate (October-10)	Absentee Rate (September-10)
7.9%	6.0%

Total Agora Attendance		
	Absentee Rate (October-10)	Absentee Rate (September-10)
Kindergarten	5.1%	6.2%
1st Grade	3.9%	5.8%
2nd Grade	3.9%	4.9%
3rd Grade	3.8%	5.2%
4th Grade	4.1%	4.0%
5th Grade	4.8%	4.8%
6th Grade	4.2%	4.1%
7th Grade	4.2%	3.7%
8th Grade	3.9%	4.8%
9th Grade	13.0%	9.5%
10th Grade	10.6%	6.3%
11th Grade	12.7%	6.6%
12th Grade	12.5%	7.6%



### Absentee Rate over Time



Month	Historical Absentee Rate			
	K-6	7-8	9-12	TOTAL
September-10	5.0%	4.3%	7.6%	6.0%
August-10	-	-	-	-
July-10	-	-	-	-
June-10	-	-	-	-
May-10	-	-	-	-
April-10	-	-	-	-
March-10	-	-	-	-
February-10	-	-	-	-
January-10	-	-	-	-
December-09	-	-	-	-
November-09	-	-	-	-
October-09	-	-	-	-