



Board of Trustees Meeting

April 5, 2011

I. Preliminary

- A. Call to Order: The meeting was called to order at 6:34 pm
- B. Roll Call: Travis Gery, Bonnie Harmon, Mary Steffey, Lawrence Frangiosa

II. Old Business

- A. Approve Previous Meeting Minutes  
Bonnie made a motion to approve the minutes from March 2011  
Seconded by Travis Gery  
Unanimously approved

III. New Business: Report to the Board (see board report)

- A. Enrollment: Tim Kreider gave the enrollment report. Enrollment: 6,677-2009-2010: 5341; enrollment for Special Education is up 25.5%; Retention rates are up 5.6% from last year; retention is up across all grade levels-this can be attributed to Face-to Face, home visits; Sharon stated the target number to achieve is 2% increase over last year; High School has improved over last year; Attendance rate is up 2% from last year; plan is in place to improve attendance.
- B. Personnel Report by Sharon Williams: 289 Teachers, 25 Advisors/Guidance, Support Staff, 107, Total Agora Employees as of March 2011: 421; ARRA funding for Special Education Teaching Assistants and Para educators; Mary Steffey mad a motion to approve the personnel report  
Seconded by Bonnie Harmon  
Unanimously approved
- C. Finance: Mary Markert gave the report (see board report)  
Updated financials include comparison of full year forecast to Budget showing a forecasted \$1.9M surplus versus the budgeted surplus of \$1.3M. Forecast was updated to include increased enrollment and updates in grant revenue for the year to include decreases in IDEA of \$108K; Audit Update: FY 06/07 audit report is in final review/signature stage; FY 07/08 Audit fieldwork is underway and should be complete in approximately 2 weeks. Mary Steffey made a motion to approve the finance report  
Seconded by Bonita Harmon  
Unanimously approved
- D. Academic (see board report)  
Sharon reported that families desired a point of contact to "direct traffic" for them; i.e. scheduling, classes; Agora Days Out; the families would like a local person for these things; there should be a regional family support point of contact for every family; strongest teachers teach the most students - administrative tasks shift from instructional teachers; possible offerings based

on individualized needs, i.e. block scheduling, synchronous scheduling; live help and expanded, "learning center" sites.

Jane Swan gave the High School Report : this report shows passing rate is 64.64% on 4/5/11; K12 average passing rate is 61.88% on 4/5/11; Progress reports: Kmail to check grades sent to high school families, with directions, on Thursday, March 30,2011; failure notices to be sent on 4/4/2011 by U.S. mail; Graduation rates for Agora-78.26%; average for cyber schools is 70.56%; the state average in PA is 82%; Summer school-July 5-August 15, registration by 5/12/2011.

Amy Rupp gave the Middle School Report: current passing rate at the middle school is 70%; Transition: 6<sup>th</sup> grade to 7<sup>th</sup> grade-parent session was held and recording was sent to parents; teachers will be conducting sessions in April; 8<sup>th</sup> grade academy-student/parent sessions/shadowing sessions to help returning students; Travis suggested a transition program for 9<sup>th</sup> graders/a Define U for all 9<sup>th</sup> graders; Sharon stated that our goal is to ensure that every student experiences a Define U; Bonnie mentioned an 8<sup>th</sup> grade graduation; Amy stated they would look into that for next year; Progress reports to be kmailed on April 15, 2011.

April Nix gave the Elementary School Report: Progress reports have been kmailed for 3rd quarter; March 7<sup>th</sup> enrollment added 164 elementary students; PSSA testing was well attended (actual percentage for grades 3-6 provided on the 5<sup>th</sup>)

Judy Deemer gave the Special Education report: TEP process- (Truancy Elimination Plan)-there are 95 students in the TEP process and 32 are re-engaged as of 3/25/2011; Teacher Assistants were hired to help teachers in the re-engagement process-contact success rate has been 65%-75%; Compass Pilot participation rate is 92 in grades 3-6.

- E. Community and Parent Updates-report by Laura Zottola: Teacher and Family Support Coordinators continue to conduct home visits and one on one remediation with their students; ADOs have been very successful; numbers have increased; students enjoy meeting with their teachers at local libraries and community centers; The Agora community will participate in March for Babies, the annual fundraising event of the March of Dimes; Read Across Agora continues at locations across the state; Agora students, families and staff have an opportunity to shop at the Barnes & Noble Book Fairs in Philadelphia and in Exton; there are 3 Define U programs being organized for the spring season; we have 3 proms planned in Harrisburg, Philadelphia and Pittsburgh; Graduation is slated for Tuesday, June 21, 2011 at 6:30 pm; EOY events in Harrisburg, Pittsburgh, Philadelphia; Fundraising update: Box tops: \$763 with \$600.10 mailed in April; Labels for Education-2557 points; My Coke Rewards-1019 points; Target-\$210.46; Summer socials-30 plus events across the state, 6 in June, July and August; Laura confirmed to Mary Steffey that parents can start to check the Big Think.

- F. Charter Renewal Status/PDE Updates from Sharon Williams: all documents have been submitted; expect a communication from the Department of Education soon;
- G. Policy Recommendations/Action Items: Teacher calendar proposal: last day for teachers for 10-11 school year: June 21, 2011; teachers start on August 15, 2011, off Labor Day Weekend, end of semester work day: January 20, 2012, March PD: march 1 and 2; Last Day for teachers: June 22, 2012; Travis suggested dealing with next year separately; Bonnie approved this motion and Mary seconded ; However, earlier start date for teachers was approved (all in favor-yes-the motions carries);  
Damaged materials: Tim stated that if either a desktop or a laptop is damaged, it will be replaced with a desktop the first time; payment will be required to get a second laptop; Travis stated that we are a cyber school-a third computer might have to be send requiring a payment, however;  
Travis: can we require insurance regarding the computers? Also, new Board member consideration-let's move to appoint Jim Stoltz to the board-Mary seconded;  
Teacher Handbook: under review by K12 Legal).
- H. Public Comment (10 minutes)
- I. Next meeting is May 24<sup>th</sup> at 2:00 pm at a location in Harrisburg TBD (May 24<sup>th</sup> is Capital Day); Future meetings to commence on the 4<sup>th</sup> Tuesday of each month at 6:30 pm; The Board will not meet in August.
- J. Adjournment: Mary Steffey made a motion to adjourn at 8:45 pm, Bonnie Harmon seconded.

Minutes respectfully submitted by Ann Esterlitz

*Mary Steffey*

---

# Board Report

---

April 5, 2011

---

---



**AGORA**  
CYBER CHARTER SCHOOL<sup>SM</sup>

Respectfully Submitted by:  
Sharon Williams  
10/7/2011



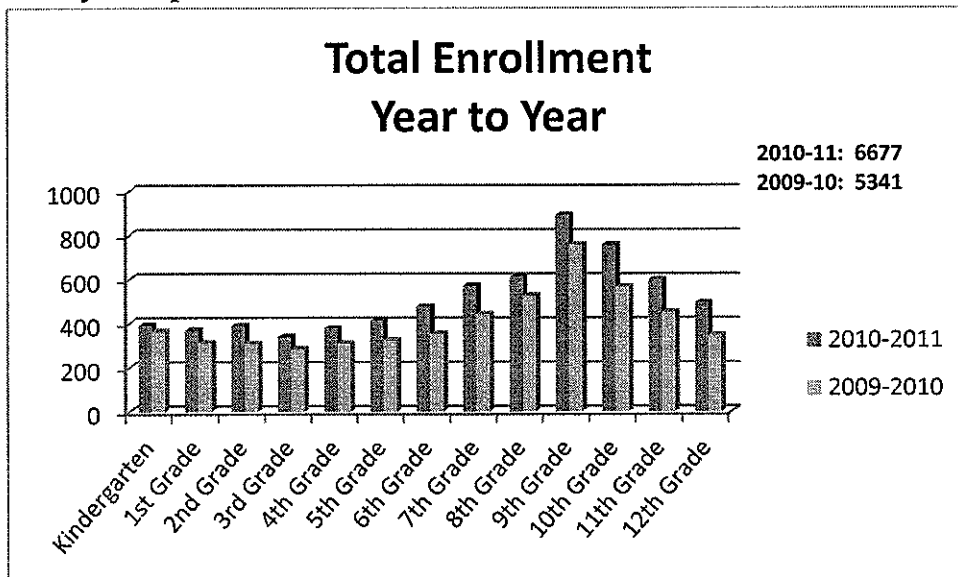
## Contents

Enrollment.....	3
Yearly Comparison .....	3
Monthly Comparison.....	4
Retention Rates.....	5
Attendance.....	6
Personnel.....	7
Finance .....	7
Academics .....	8
High School Summary .....	8
Middle School Summary .....	8
Elementary School Summary .....	8
Special Education Updates.....	9
Clubs and Activities/ Community Outreach.....	9
Upcoming Events.....	9
Policy Consideration.....	9
Renewal Tasks .....	9
Appendix 1: Enrollment Details.....	10
Appendix 2: Retention Details.....	11

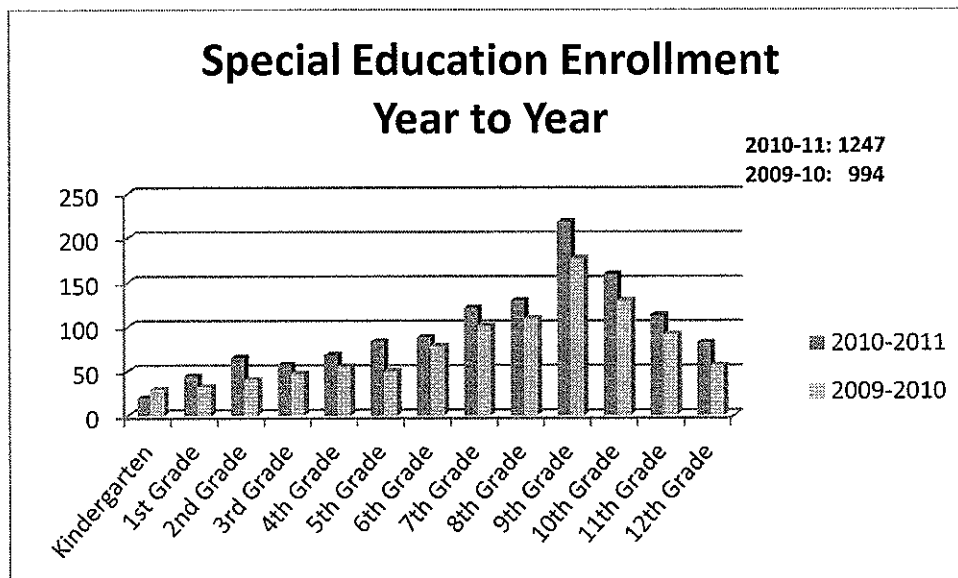
## Enrollment

Total enrollment dropped slightly from last month as we have now closed new enrollments for the 10-11 school year. New enrollment, as well as re-registration for current students for the 11-12 school year opened March 14th.

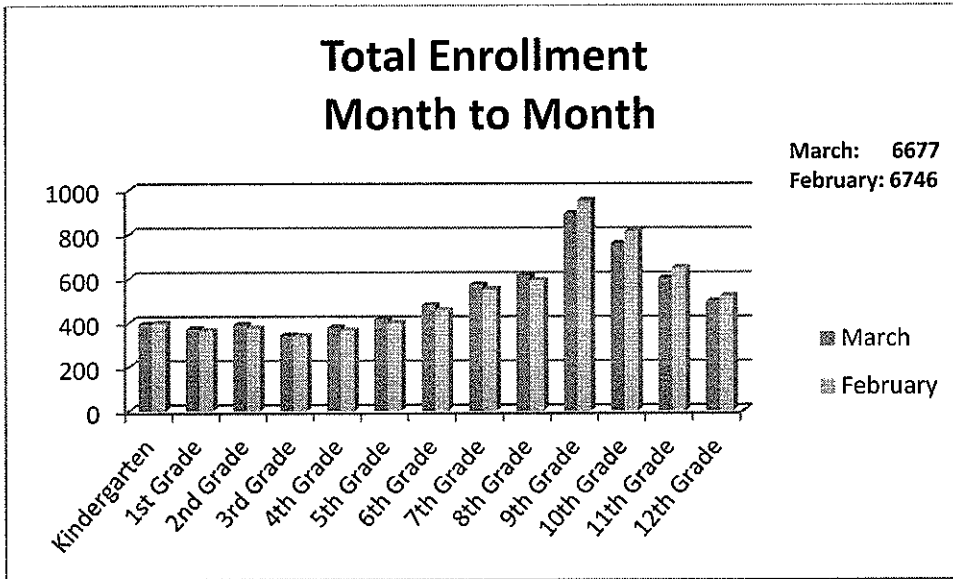
### Yearly Comparison



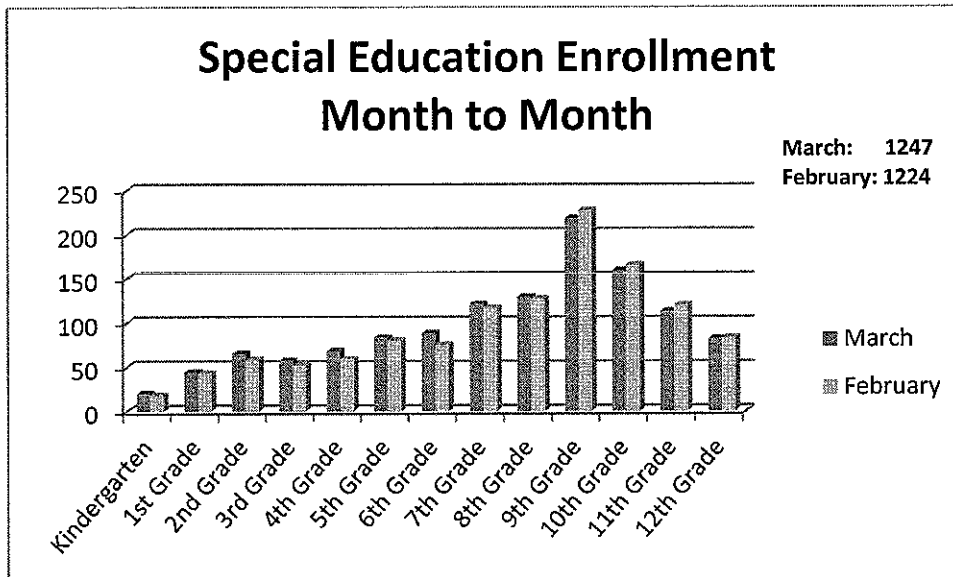
Percent Change Year to Year		
General Ed	Special Ed	Total
24.9%	25.5%	25.0%



### Monthly Comparison

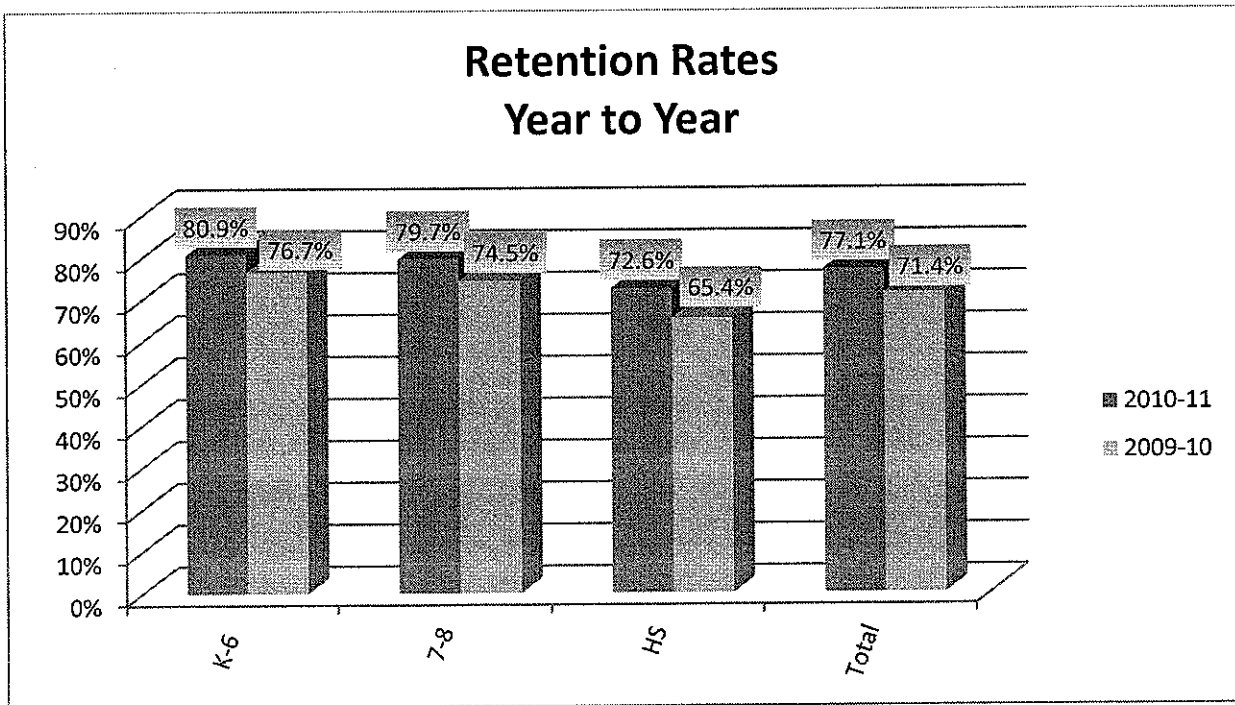


Percent Change Month to Month		
General Ed	Special Ed	Total
-1.7%	1.9%	-1.0%



## Retention Rates

Focused efforts toward increased retention continue to show in positive gains over last year by 5.6%, up from 5.0% vs. previous year as of last month.



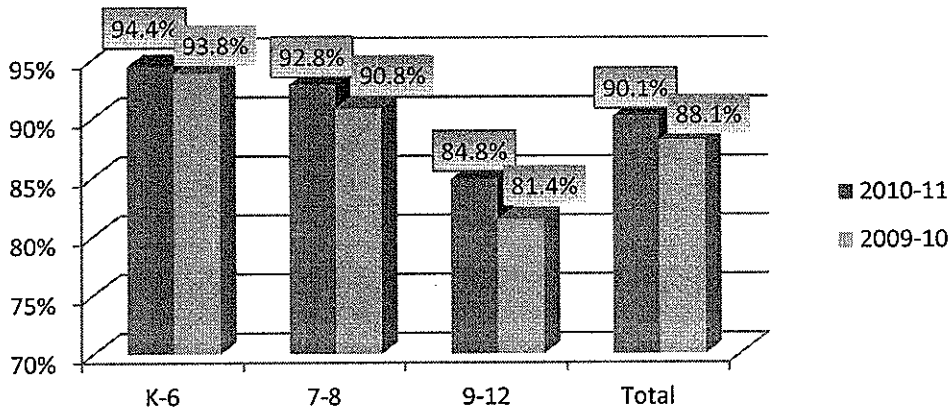
	Percent Change Year to Year this Month
K-6	4.2%
7-8	5.2%
HS	7.2%
<b>Total</b>	<b>5.6%</b>

	Percent Change Year to Year as of Last Month
K-6	3.6%
7-8	3.9%
HS	6.6%
<b>Total</b>	<b>5.0%</b>

## Attendance

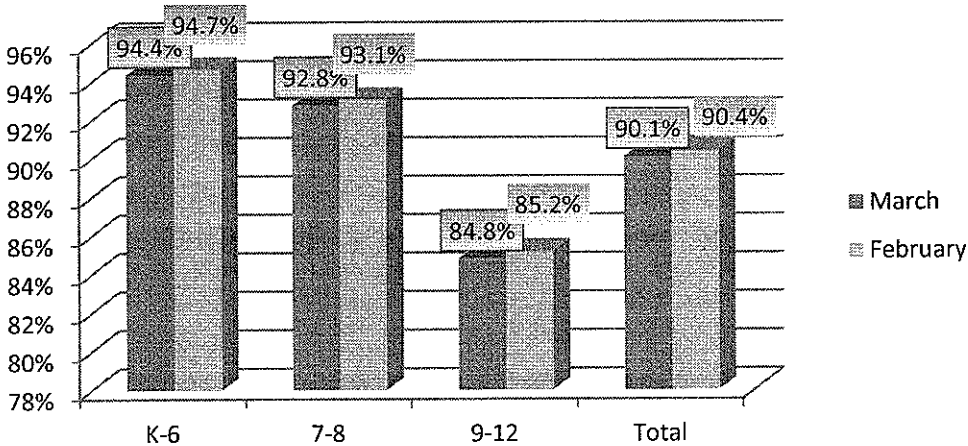
Attendance rates continue to be above 90% overall and 2% higher than last year at this time. High School has shown the most dramatic gains.

### Attendance Rates Year to Year



Percent Change Year to Year	
K-6	0.6%
7-8	2.0%
9-12	3.4%
Total	2.0%

### Attendance Rates Month to Month



Percent Change Month to Month	
K-6	-0.3%
7-8	-0.3%
9-12	-0.4%
Total	-0.3%

## Personnel

The following changes to staff occurred since the last board meeting: (Personnel Report Attached)

### Hired - 16:

Special Education Teaching Assistants (10)  
 Paraeducators (2)  
 High School Special Education Teacher  
 High School Business Teacher  
 High School English Teacher  
 Compass Odyssey Coordinator

### Resignations- 3:

Middle School Special Education Teacher  
 Middle School Transition Teacher  
 Paraeducator

### Transfers- 2:

Middle School Special Education Teacher  
 Middle School Transition Teacher

Total Agora Employees	
March 2011	421

Employee Type	
Teachers	289
Advisors/Guidance	25
Support Staff	107

Teacher Breakdown	
Elementary	80
Middle School	44
High School	114
Special Education	51

## Finance

Item	Amount (Current Actuals)
Revenue	44.6 M
Expenditures	43.8 M
Net Fund Balance/Deficit	1.9 M

### Financial Updates

- Highlights for the month include lower than expected HS Curriculum charges due to well managed close of 1<sup>st</sup> semester, avoiding an additional months charge.
- Forecast was updated to include increased enrollment from higher than expected Feb approvals.
- Audit Update: FY 06/07 audit report is in final review/signature stage.
- FY 07/08 Audit fieldwork is underway and should be complete in approximately 2 weeks.

## Academics

---

### High School Summary

- **Passing rate:** 63.42% on 3/28/11 compared to **K12 average passing rate:** 61.22% on 3/28/11
- **Attendance-Academic Progress and Achievement**
  - 326 students identified
  - 244 students completed successfully or are in process of completing requirements
  - 2 seniors reinstated, 2 more meetings for reinstatement scheduled
  - 80 high school students withdrawn
- **Progress reports: Kmailed to parents by Thurs. March 31<sup>st</sup>.**
- **Failure notices to be sent on April 4, 2011 by U.S. mail**

#### Proposed Summer School

- Two required live sessions weekly and daily individual sessions will be made available to all students
- Credit recovery and advancement opportunities available as determined by need and interest
- Dates: July 5-Augus 15
- Registration by May 12, 2011
- Survey about student interest recommended to be sent first week in April

#### Professional Development March

- Guided Learning instruction provided by teachers
- Student tracker introduced to be completed weekly by teachers
- DISC training

#### Observations

- Round two teacher observations completed
- Guided learning focus next observation

### Middle School Summary

- 3<sup>rd</sup> quarter ended March 30<sup>th</sup>: Progress updates with individual goals will be sent through k-mail on April 15<sup>th</sup>.
- Current passing rate at the Middle School is 70%
- Teachers have used testing to connect with students and parents regarding achievement
- Transition Sessions for incoming 6<sup>th</sup> graders entering 7<sup>th</sup> grade and 8<sup>th</sup> graders going into 9<sup>th</sup> are being held in the month of April.

### Elementary School Summary

- Progress Reports have been K mailed for 3<sup>rd</sup> quarter
- March 7 enrollment we added 164 elementary students
- PSSA Testing well attended

Respectfully Submitted by:  
Sharon Williams  
10/7/2011



## Special Education Updates

- Truancy Elimination Plan (TEP) : we have 95 students in the TEP process and 32 are re-engaged as of 3.25.11.
- Teacher Assistants were hired to assist the teachers to re-engage students in this process. Our contact success rate has been 65-75%.
- Compass Pilot participation rate is 92% for grades 3-8. Average progress has increased from 31%-72% in 2 weeks.

## Clubs and Activities/ Community Outreach

- Read Across Agora
- ADO Events

## Upcoming Events

- PSSA Testing Window: March 15-April 15, 2010
- Capitol Day: Tuesday, May 24<sup>th</sup>
- End of Year Events
  - Pittsburgh: Carnegie Science Museum
  - Harrisburg: Whitaker Center
  - Phila: Franklin Institute
  - Erie: Waldameer Amusement Park
  - Elysburg: Knoebels
- June PD June, 20-21<sup>st</sup>
- Graduation: June 21<sup>st</sup>: Mechanicsburg

## Policy Consideration

- Teacher Handbook
- Laptop policy (update)

## Renewal Tasks

- Meeting with PDE was held on March 24<sup>th</sup> to discuss billing transparency and audit clause
- Final responses and alignments due March 31, 2011 (On target)
- We are expected to receive a summary from the Dept of Education in response to the year's submissions

### Appendix 1: Enrollment Details

	2010-2011			2009-2010			Percent Change		
	General	Special	Total	General	Special	Total	General Ed	Special Ed	Total
	Ed	Ed		Ed	Ed				
Kindergarten	371	20	391	335	29	364	10.7%	-31.0%	7.4%
1st Grade	326	44	370	280	32	312	16.4%	37.5%	18.6%
2nd Grade	324	65	389	269	40	309	20.4%	62.5%	25.9%
3rd Grade	283	57	340	237	47	284	19.4%	21.3%	19.7%
4th Grade	309	68	377	254	55	309	21.7%	23.6%	22.0%
5th Grade	330	83	413	273	50	323	20.9%	66.0%	27.9%
6th Grade	389	88	477	275	78	353	41.5%	12.8%	35.1%
7th Grade	449	121	570	341	101	442	31.7%	19.8%	29.0%
8th Grade	482	129	611	417	109	526	15.6%	18.3%	16.2%
9th Grade	673	218	891	579	177	756	16.2%	23.2%	17.9%
10th Grade	597	159	756	436	129	565	36.9%	23.3%	33.8%
11th Grade	485	113	598	361	91	452	34.3%	24.2%	32.3%
12th Grade	412	82	494	290	56	346	42.1%	46.4%	42.8%
<b>Grand Total</b>	<b>5430</b>	<b>1247</b>	<b>6677</b>	<b>4347</b>	<b>994</b>	<b>5341</b>	<b>24.9%</b>	<b>25.5%</b>	<b>25.0%</b>

	March			February			Percent Change		
	General	Special	Total	General	Special	Total	General Ed	Special Ed	Total
	Ed	Ed		Ed	Ed				
Kindergarten	371	20	391	377	18	395	-1.6%	11.1%	-1.0%
1st Grade	326	44	370	319	43	362	2.2%	2.3%	2.2%
2nd Grade	324	65	389	316	58	374	2.5%	12.1%	4.0%
3rd Grade	283	57	340	285	52	337	-0.7%	9.6%	0.9%
4th Grade	309	68	377	305	59	364	1.3%	15.3%	3.6%
5th Grade	330	83	413	317	80	397	4.1%	3.8%	4.0%
6th Grade	389	88	477	380	75	455	2.4%	17.3%	4.8%
7th Grade	449	121	570	432	117	549	3.9%	3.4%	3.8%
8th Grade	482	129	611	462	127	589	4.3%	1.6%	3.7%
9th Grade	673	218	891	723	227	950	-6.9%	-4.0%	-6.2%
10th Grade	597	159	756	646	165	811	-7.6%	-3.6%	-6.8%
11th Grade	485	113	598	526	120	646	-7.8%	-5.8%	-7.4%
12th Grade	412	82	494	434	83	517	-5.1%	-1.2%	-4.4%
<b>Grand Total</b>	<b>5430</b>	<b>1247</b>	<b>6677</b>	<b>5522</b>	<b>1224</b>	<b>6746</b>	<b>-1.7%</b>	<b>1.9%</b>	<b>-1.0%</b>

Respectfully Submitted by:  
 Sharon Williams  
 10/7/2011



## Appendix 2: Retention Details

	2010-11			2009-10			percent change
	total enrolled	3-27 enrolled	2010-11	total enrolled	3-25 enrolled	2009-10	
Kindergarten	510	391	76.7%	477	364	76.3%	0.4%
1st Grade	454	370	81.5%	405	312	77.0%	4.5%
2nd Grade	486	389	80.0%	401	309	77.1%	3.0%
3rd Grade	418	340	81.3%	380	284	74.7%	6.6%
4th Grade	465	377	81.1%	417	309	74.1%	7.0%
5th Grade	512	413	80.7%	408	323	79.2%	1.5%
6th Grade	564	477	84.6%	451	353	78.3%	6.3%
7th Grade	718	570	79.4%	598	442	73.9%	5.5%
8th Grade	764	611	80.0%	701	526	75.0%	4.9%
9th Grade	1228	891	72.6%	1128	756	67.0%	5.5%
10th Grade	1051	756	71.9%	864	565	65.4%	6.5%
11th Grade	827	598	72.3%	726	452	62.3%	10.1%
12th Grade	667	494	74.1%	520	346	66.5%	7.5%
K-6	3409	2757	80.9%	2939	2254	76.7%	4.2%
7-8	1482	1181	79.7%	1299	968	74.5%	5.2%
HS	3773	2739	72.6%	3238	2119	65.4%	7.2%
<b>Total</b>	<b>8664</b>	<b>6677</b>	<b>77.1%</b>	<b>7476</b>	<b>5341</b>	<b>71.4%</b>	<b>5.6%</b>