

Hoosier Academy, Inc.
 Regular Board Meeting Minutes
 April 25, 2017

Upon determining the presence of a quorum, Board President Marske called the meeting to order at 5:35P.M. Tuesday, April 25, 2017.

Chairman Marske read the Board Mission: 1) make sure that our school accomplishes the outcomes it was chartered to produce (i.e. student achievement) and 2) Make sure that nothing illegal, unethical, or imprudent occurs.

B. Attendance:

Name	Present	Absent	Arrived Late	Departed Early	Electronic Participation
John Marske	✓				
John Luta	✓				
George Giltner					
Gary Meyer	✓				✓
April Turner	✓				✓
Shawn Justice		✓			

Others in Attendance:

K12 Representatives	HA Staff	Community Members
Byron Ernest Patti Ashley Cindy Wright Dominique Franklin Chris Chalker Ken Goff Kathy Coe Kent Martin	Dana Smith Jennifer Lyons Rachel Borrelli Carlie Coblenz Sara Brooks Jill Landers	Jenny Perry Eric Weddle Amanda Coddens Kayden Coddens Kennedy Coddens Shelli Albright Greg Albright Chloe Albright

C. Approval of the March Minutes:

Mr. Meyer motioned to approve the March 28, 2017 minutes. Mr. Marske seconded. ROLL CALL: Mr. Meyer, YES; Mr. Luta, YES; Ms. Turner, YES; Mr. Marske, YES. The motion passed.

Mr. Meyer motioned to approve the March 28, 2017 Finance Committee minutes. Mr. Marske seconded. ROLL CALL: Mr. Meyer, YES; Mr. Luta, YES; Ms. Turner, YES; Mr. Marske, YES.

D. Adoption of the April Agenda:

Mr. Marske presented the March agenda with the proposed change of allowing the essay winners to What Does Freedom Mean to Me presentations present first, and that the finance committee be moved to follow the student essays. Mr. Luta motioned to adopt the April 25, 2017 agenda as amended. Mr. Meyer seconded. ROLL CALL: Mr. Meyer, YES; Mr. Luta, YES; Ms. Turner, YES; Mr. Marske, YES. The motion passed.

E. Oral Communication:

No oral communication.

III. Hoosier Academy, Governance and Organization

A. School Consolidated Plan Update

There is no update to present at this time.

B. Employee Handbook Approval , Jenny Perry

Insperty, the school's HR provider, provides Hoosier with an employee handbook. The employee handbook was updated by Insperty for the 2017-2018 school year. Insperty provided Hoosier with a redlined copy of their changes so that legal could review and make their recommendations accordingly. Legal has reviewed the handbook and we have compiled a list of proposed changes. Legal shared our proposed recommendations with Insperty, and they are comfortable with the additions. The Policy/HR Committee met to discuss the changes. Some of the changes include: a change to the travel and expense reimbursement policy clarifying that mileage in excess of 25 miles, one way, will be reimbursed. Another change included clarification in the remote worksite policy; virtual teachers may be requested from time to time to come to the administration or Caito building to work. Specifics were added to the appearance policy to include no jeans, leggings, or spaghetti straps. There was also a change regarding return of school property- teachers will now report to the administration on their last day and will turn in their equipment. The school hours for next year will be 8-4:30pm on virtual days, and 7:30-4pm on 7-12 hybrid days. The amount for mileage reimbursement is a standard rate that does not change. Hoosier does not follow the federal rates.

Mr. Marske added that the changes to the employee handbook support the consolidated plan, chapter 2, which is all about professional development.

Mr. Meyer motioned to adopt Resolution 2017-4, 2017-2018 Employee Handbook. Mr. Luta seconded. ROLL CALL: Mr. Meyer, YES; Mr. Luta, YES; Ms. Turner, YES; Mr. Marske, YES. The motion passed.

C. Employee Agreement Initial Review, Jenny Perry

The initial review of the employee agreements are in dropbox for the review. The changes that were just highlighted are being included into the employee agreements for the 2017-2018 school year. The board will vote next month on the agreements.

II. Hoosier Academy, Financial, Legal, and School Operations

A. Financial Report, Patti Ashley

Ms. Ashley highlighted the March finances. Vouchers include Presence Learning, K12, and some of the ISP chargers are being paid to families. The majority of the spending came from general funds in March.

Mr. Meyer motioned to approve the March 2017 vouchers for all three schools. Ms. Turner seconded. ROLL CALL: Mr. Meyer, YES; Mr. Luta, YES; Ms. Turner, YES; Mr. Marske, YES. The motion passed.

Ms. Ashley reviewed the forecast, balance sheet, and cash flow. The balance sheet shows a decrease in general funds and in prepaid expenses for upfront K12 charges primarily in student OLS fees cash; Insight has been awarded special ed and title funds; and there has been an increase in grant funding.

Mr. Meyer motioned to accept the March 2017 financials for audit. Mr. Luta seconded. ROLL CALL: Mr. Meyer, YES; Mr. Luta, YES; Ms. Turner, YES; Mr. Marske, YES. The motion passed.

Mr. Meyer updated the board on the FY18 budget. The budget for next year is currently in the preliminary assumption phase. The finance committee is pleased that we are starting the FY18 budget earlier than usual.

Mr. Meyer, chair of the finance committee read Resolution 2017-5, Resolution to Approve Early Literacy Purchase. Ms. Turner seconded.

The finance committee met with the Grants Coordinator, Dana Smith to seek approval for a purchase that exceeds \$10,000. The funds are coming from the early literacy grant offered by the IDOE. Ms. Smith applied for the grant in March and received funds for Hoosier virtual grades first and second. The total grant amount is \$11, 353, 53; and the funds are being used to purchase a reading program called *My Sidewalks*.

ROLL CALL: Mr. Meyer, YES; Mr. Luta, YES; Ms. Turner, YES; Mr. Marske, YES. The motion passed.

B. Community Report, Rachael Borrelli

Rachael Borrelli reviewed the April events and provided an overview of the upcoming community events. Northwest Indiana held their first semi-formal dance and had a total of 29 students that attended the dance. Dr. Ernest has held town halls around the state to meet with families to discuss next school year. Board President John Marske also attended these meetings to meet with families. The May community events include an Indiana Beach Math and Science Day, National Honor Society, and Ft. Wayne Community Clean Up. Dr. Ernest thanked Mr. Marske for making the time commitment to attend these sessions with him.

C. Enrollment Report, Kathy Coe

Total enrollment for hybrid is at 210; K-12 virtual total enrollment is 2955; and 7-12 Insight total enrollment is 796. Total enrollment for Hoosier Academies Network of Schools is 3961.

Hoosier Academy Virtual Enrollment 2016-2017 School Year

Total Enrollment

Grade	Aug	Sept	Oct	Nov	Dec	Jan	Feb	March	April
6	198	180	200	197	173	171	175	155	155
7	186	184	210	210	214	211	219	226	215
8	214	214	190	189	187	179	171	155	170
9	200	200	217	214	210	210	200	200	200
10	200	200	200	200	197	190	186	181	177
11	224	186	200	200	196	196	204	190	194
12	110	110	110	110	105	100	100	100	100
13	200	200	200	200	197	200	200	200	200
14	186	186	200	194	177	174	178	150	147
15	100	100	110	110	104	113	110	104	100
16	117	100	111	100	110	110	110	100	100
17	117	100	111	100	110	110	110	100	100
18	116	111	110	100	100	100	100	100	100
19	100	100	100	100	100	100	100	100	100
Grand Total	1902	1827	1927	1911	1822	1813	1784	1704	1640

Insight School of Indiana Enrollment 2016-2017 School Year

Total Enrollment

Grade	Aug	Sept	Oct	Nov	Dec	Jan	Feb	March	April
7	60	54	52	57	64	61	62	60	60
8	60	56	58	60	59	60	60	60	60
9	71	69	60	61	61	114	114	120	127
10	102	100	104	102	102	100	100	100	100
11	110	110	114	110	117	110	110	110	110
12	114	114	117	120	114	116	110	110	110
Grand Total	617	600	609	606	609	619	616	610	617

Total All Schools

Grade	enrolled 16d	enrolled 17	2017	State Total
K	42	52		104
1	42	50		100
2	40	48		94
3	38	46		90
4	43	47		100
5	39	46		94
6	43	50		100
7	15	20	00	20
8	15	20	00	20
9	14	20	157	400
10	16	18	170	300
11	14	16	170	300
12	13	15	170	300
Grand Total	328	395	320	743

Hoosier Academy Indianapolis Enrollment 2016-2017 School Year

Total Enrollment

Grade	Aug	Sept	Oct	Nov	Dec	Jan	Feb	March	April
K	35	34	35	35	35	35	33	31	32
1	33	34	34	34	34	34	34	33	33
2	34	33	33	33	33	33	32	32	32
3	34	34	34	34	34	34	33	32	32
4	34	34	34	34	34	34	33	32	32
5	34	34	34	34	34	34	33	32	32
6	34	34	34	34	34	34	33	32	32
7	20	20	20	20	20	20	19	18	18
8	20	20	20	20	20	20	19	18	18
9	20	20	20	20	20	20	19	18	18
10	20	20	20	20	20	20	19	18	18
11	20	20	20	20	20	20	19	18	18
12	20	20	20	20	20	20	19	18	18
Grand Total	342	340	340	340	340	340	328	318	318

D. Compliance Report, Kathy Coe

All state reports have been completed to the DOE. Special Education, IRead, and ISTEP were the state reports. Ball State reports are also up to date.

E. Internet Bid, Kathy Coe

Hoosier has put out an RFP for three internet services because we are up for renewal. Bids have from AT&T, Windstream, and our current provider, and VTG, which is currently one of our vendors that provides our computer hardware. Windstream was approved by the board right before Dr. Ernest joined us in 2014 for a three year term. The contract runs from 2-3 years, and we will bring our recommendations to the board next month.

F. Personnel Report, Nadina McFann

There have been no new hires this past month, no teachers on medical leave, and one resignation in the virtual school.

III. Hoosier Academy- School and Student Outcomes

A. What Does Freedom Mean Me Essay Presentation

Dr. Ernest highlighted two fifth grade students, Chloe Albright and Kennedy Coddens who placed first and second out of 230 entries for an essay competition on the topic *What Does Freedom Mean Me*. Both students read their essays to the board and received a COW (Creator of Wow) award from Dr. Ernest. COW awards are given to teachers by teachers for doing great things and being creators of WOW.

B. Academic Report, Dr. Chris Chalker, Dominique Franklin, Jill Landers, and Ken Goff

Academic reports are attached.

C. FAST Report, Kent Martin

FAST report is attached.

V. Board Development

A. Board Term, Dr. Ernest

Dr. Ernest recognized John Luta for his service to Hoosier Academies students starting in 2009. Mr. Luta's board term has ended.

actually ends in June

A. Items for next month:

1. Employee agreement approval
2. Teacher evaluation briefing

Next Board meeting is May 23, 2017, Franklin Rd, at 5:30pm.

Being no further business the meeting adjourned at 6:25pm

Signatures for Approval of the April 25, 2017 Minutes.

John Marske
John Marske, Board President

5/23/17
Date

Carly My for George Giltner
George Giltner, Board Secretary

5/23/17
Date

HOOSIER ACADEMY, INC.

**Resolution to Adopt
2017-2018 Employee Handbook**

Resolution No. 2017-4

WHEREAS, the Board of Directors of Hoosier Academy, Inc. ("Corporation") has previously approved and adopted the Employee Handbook for the employees of the school Corporation ("Employee Handbook"), and since the time of adoption certain policies have been updated which necessitate the revision of the Employee Handbook; and

WHEREAS, the Board of Directors has reviewed the revisions to the Employee Handbook and deems it to be in the best interest of the Corporation to adopt the revisions to the 2017-2018 Employee Handbook as revised and presented.

IT IS THEREFORE RESOLVED, that the revisions to the Employee Handbook, as presented to the Directors and considered at this meeting, be, and hereby are, approved and adopted by the Corporation and the Hoosier Academy Charter School.

Voice Vote:

Ayes: 4 No: 0

Date: 7/25/17

Certification of Board Secretary: John Parde for George Giltner

HOOSIER ACADEMY, INC.

Resolution to Approve Early Literacy Purchase

Resolution No. 2017-5

WHEREAS, Hoosier Academy, Inc. ("Corporation") has been awarded funds from the Indiana Department of Education to be used for early literacy grant, specifically for grades first and second; and

WHEREAS, the Corporation's Fiscal Policies and Procedures call for purchases exceeding \$10,000 be approved by the Board of Directors; and

WHEREAS, the Board of Directors deems it to be in the best interest of the Corporation to purchase an online program called *My Sidewalks* as an intervention tool; and

IT IS THEREFORE RESOLVED, that Board of Directors approves the purchase order that is over \$10,000 for *My Sidewalks* to be used for small group instruction in classrooms at Hoosier Academy Virtual.

Voice Vote:

Ayes: 41 No: 0

Date: 4/25/17

Certification of Board Secretary:

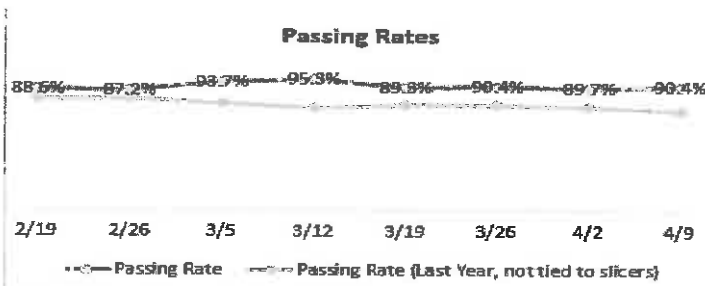
John Marsh for George Giltner

Hoosier Academies


6-12 Hybrid School Board Academic Report

April 25, 2017

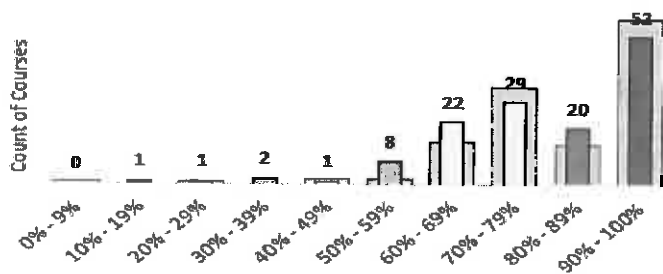
GRADES 9-12 PASSING RATES



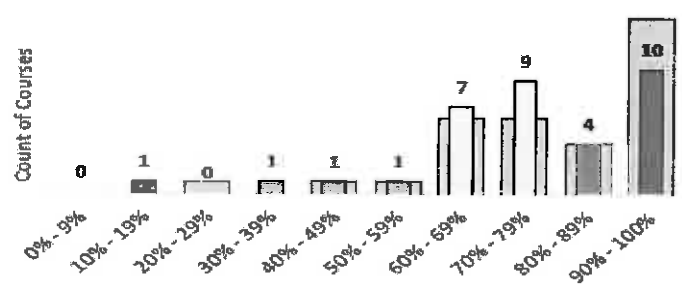
GRADES 9-12 SPECIAL ED. PASSING RATES




Course Average in Decile Bands Current and 1 Mth Ago




Course Average in Decile Bands Current and 1 Mth Ago



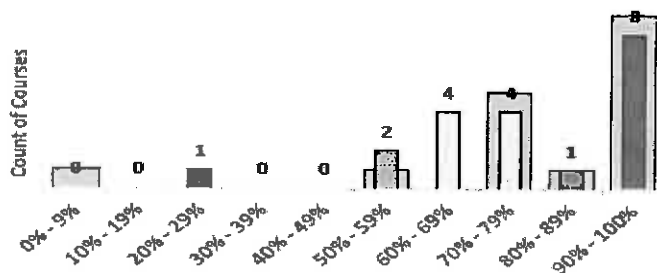
GRADE 10 ELA PASSING RATES



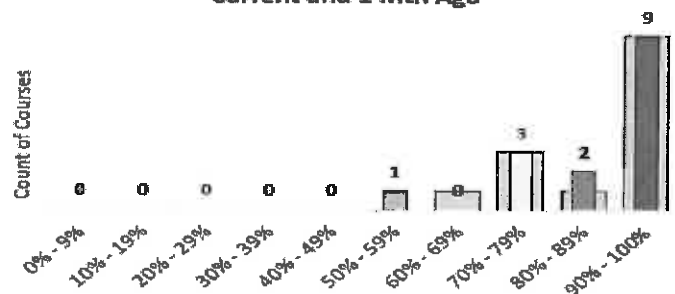
GRADE 10 MATH PASSING RATES



Course Average in Decile Bands Current and 1 Mth Ago



Course Average in Decile Bands Current and 1 Mth Ago



Grades 9-12 Hybrid Pass Rates and Action Step

The 9-12 pass rates have now exceeded last year's pass rates and have soared to above 90%. Special Ed. students have a passing rate in the high eighties and have well exceeded last year's percentage. 10TH grade ELA has stayed even in the past month but is still at 85%. 10th grade math has shown an 18% improvement since first semester and remains over 90%.

SPECIAL EDUCATION ACTION STEP: To continue pass rate improvement utilizing the second special education teacher to fill gaps that existed first semester prior to the new hire.

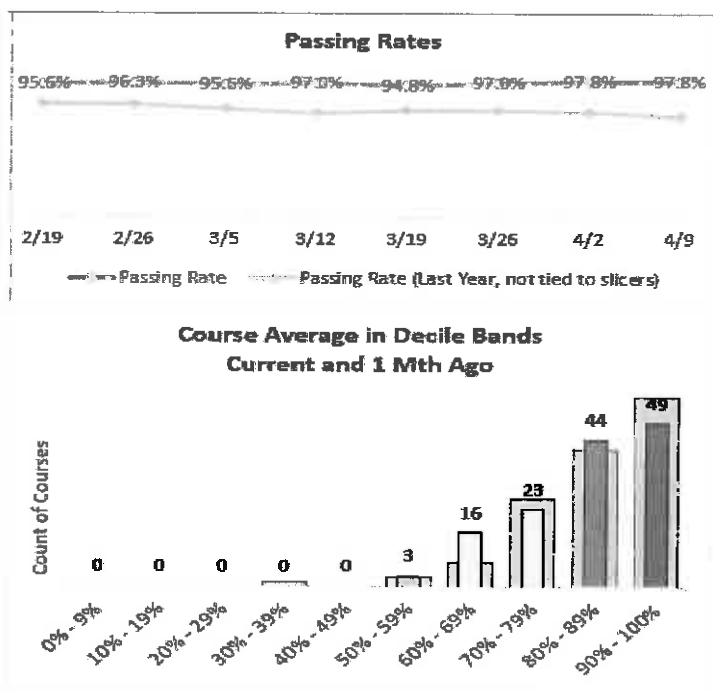
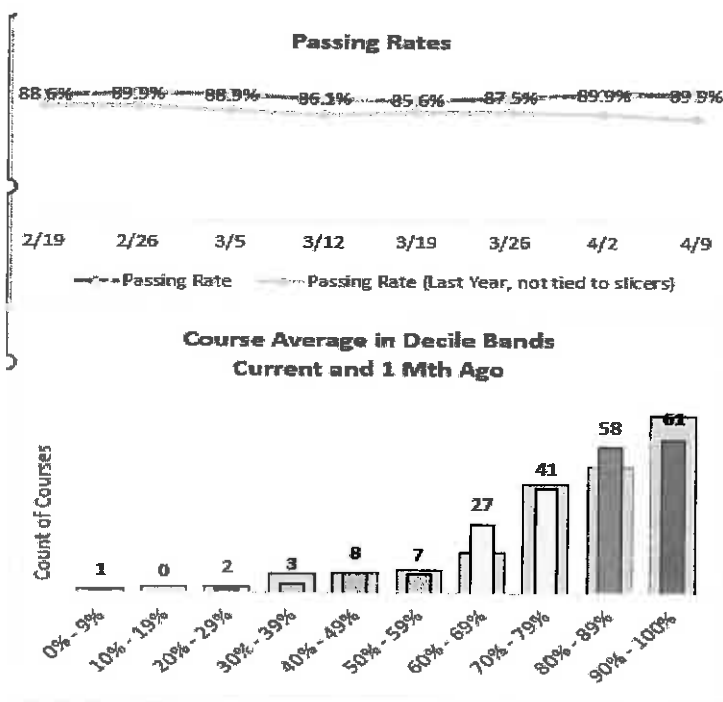
MATH ACTION STEP: Continue serving chronically failing Algebra I students in Algebra IA and using a remediation approach with them. ISTEP 10 students in a first of its kind ISTEP 10 Preparation course taught by our math teacher. This along with an ECA Prep course taught by the Math Interventionist provides a two-prong attack for increasing test scores.

MATH ACTION STEP: Focusing on the math Power Standards (Check Plus and Check) with Algebra I students in advance of ISTEP 10 round two in mid-April.

TENTH GRADE ACTION STEP: To continue with the ISTEP 10 Prep class until we receive test scores to determine future placement.

GRADES 6-8 PASSING RATES (sixth grade in K-6 school)

GRADES 7-8 PASSING RATES (middle school)



Grades 6-8 Pass Rates, Grades 7-8 Middle School Pass Rates, and Special Ed. Comparison

The 6-8 pass rates have now exceeded last year's rates at 90% and has increased by 6% from last month, but middle school grades 7-8 minus elementary school sixth grade is at an astounding 98% pass rate as shown in the above charts. Special education students have a passing rate that is considerably lower than their general education peers at 69%, but has improved compared to last month. The low special education pass rate can be attributed to a couple of students with very low progress skewing the overall percentage with such a small population.

SPECIAL EDUCATION ACTION STEP: To fill gaps in support with the new special ed. teacher recently hired.

MATH ACTION STEP: Focusing on the math Power Standards (Check Plus and Check) with math 6/8 students in advance of ISTEP. After school tutoring is taking place on building days to prep for ISTEP Part 2 in grades 7 and 8.

MATH ACTION STEP: Providing students with additional class periods dedicated to teaching the Academic Standards.

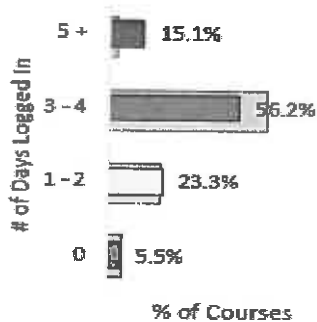
Hybrid 6-12 Virtual & Building Attendance

GRADES 6-8

% of Students Attending
No BBC Sessions
Last 7 Days



Logins Per Course
Last 7 Days and 1 Mth Ago

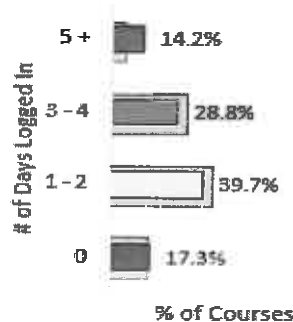


GRADES 9-12

% of Students Attending
No BBC Sessions
Last 7 Days



Logins Per Course
Last 7 Days and 1 Mth Ago



GRADES 7-12 BUILDING ATTENDANCE



Grades 6-12 Hybrid Virtual/Building Attendance and Action Steps

Grades 6-8 continues to experience a lower percentage of students attending no BBC session over a seven-day period, while grades 9-12 have remained percentage wise in the mid-forties not attending BBC sessions over a seven-day period. The grades 9-12 high percentage of students not attending class connects is due to greater number of them exempt from attendance due to having a 90% pass rate. Logins per course have continued to be steady in all grade levels in the 1-2 day range as compared to last month, while the 3-4 day login category has seen a decrease across the board. This decrease was offset again by an increase in logins over a five-day period at all grade levels. Red levels continue to be low for 6-8, while 9-12 is high because of the previously mentioned exemptions.

Building attendance decreased to 91% and the overall is still 4% below the 95% goal level. Inconsistencies due to a variety of illness keeping students out of the buildings along with some truancy have contributed to the decrease.

VIRTUAL ATTENDANCE ACTION STEP: To continue grades 6-8 successful communication efforts with students and learning coaches while ramping up communication efforts at the grades 9-12 level.

VIRTUAL ATTENDANCE ACTION STEP: To continue increasing the “yellow” and “green” students to facilitate improvement in the percentage of “green” students logging in for 3-4 days.

BUILDING ATTENDANCE ACTION STEP: To continue moving students through the truancy process, transferring students to the virtual school no longer able to make it to the building, and ramping up communication to show improvement toward the 95% attendance goal level. Communication with parents of sick children, which has been more prevalent in the past couple of months, is also vital to understanding the dynamics behind our attendance metrics.

Hoosier Academies

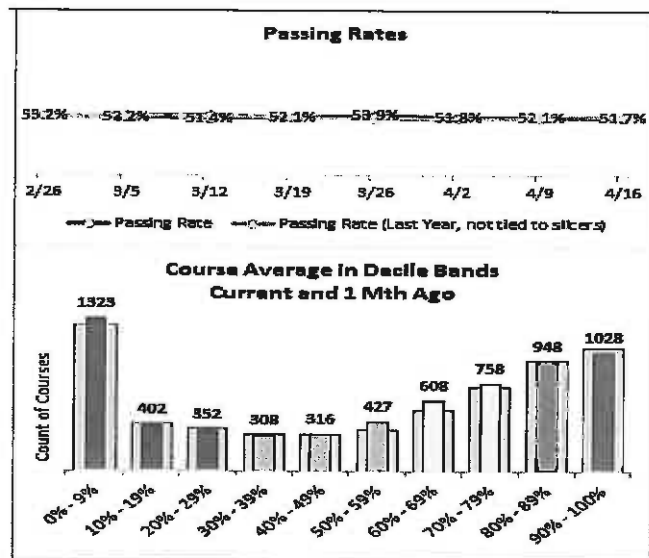
9-12 Virtual School Board Academic Report

April 18, 2017

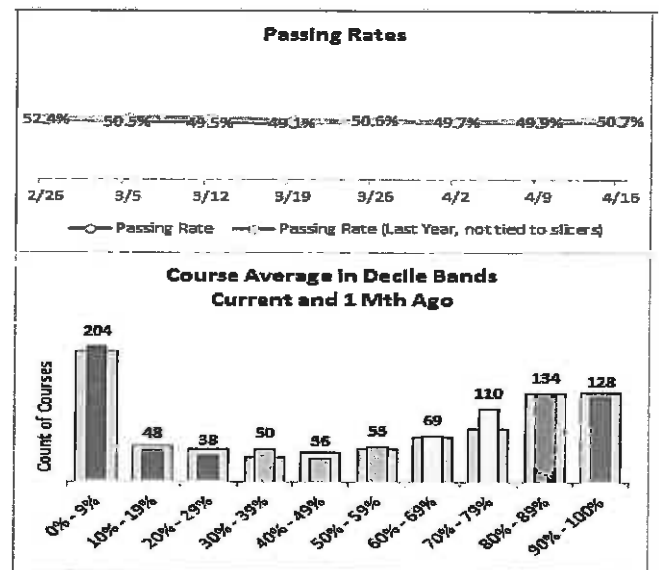
Virtual High School Pass Rates

The overall pass rates are about the same as last year's pass rates and 3% higher than the March report. Special Education students have a passing rate that is 1% lower than their general education peers and 2% lower than last year, but 3.9% higher than March's report. For 10th grade students, the pass rate is 1.8% higher in English and 0.4% higher in Math than March's report.

All Students

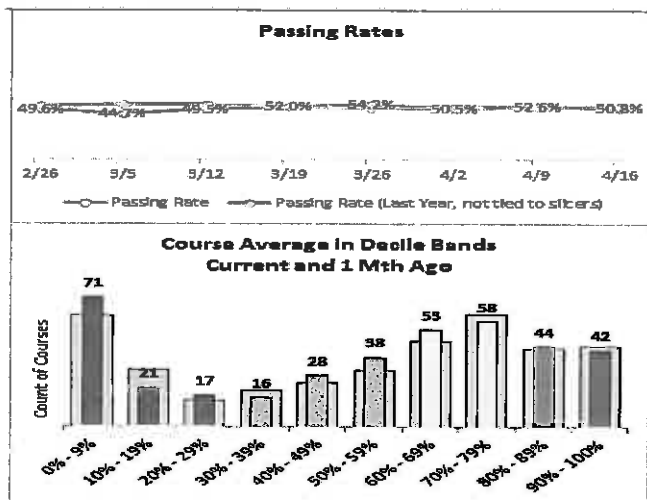


Special Education Students

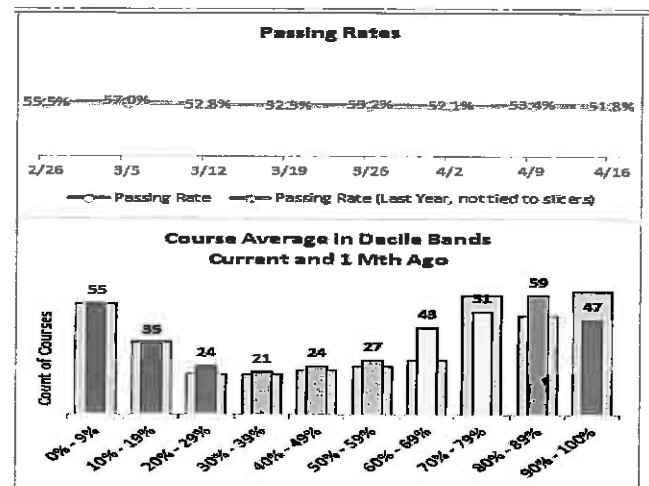


10th Grade Pass Rates- ELA and Math






ELA



MATH



Virtual High School Required Class Connect Attendance- 19.1%

Math	English	Science	Social Studies	Other
Student Counts	Student Counts	Student Counts	Student Counts	Student Counts
Total Inv: 4973	Total Inv: 5062	Total Inv: 3791	Total Inv: 3719	Total Inv: 2541
Total Att: 967	Total Att: 1011	Total Att: 784	Total Att: 720	Total Att: 350
Avg Hrs Att: 0.68	Avg Hrs Att: 0.60	Avg Hrs Att: 0.55	Avg Hrs Att: 0.75	Avg Hrs Att: 0.21
Att. Rate:  19.4%	Att. Rate:  20.0%	Att. Rate:  20.7%	Att. Rate:  19.4%	Att. Rate:  13.8%

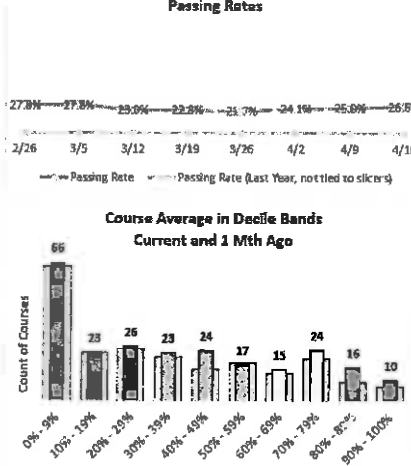
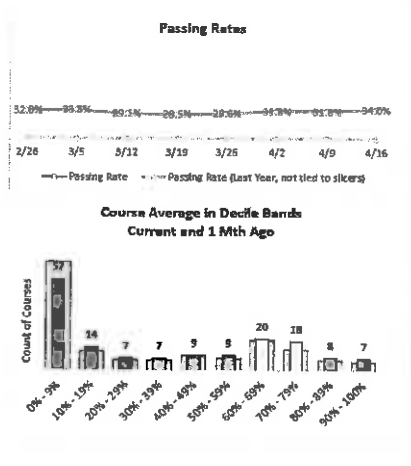
Action Steps

- Teachers are continuing targeted phone calls and emails for “bubble” students that are close to passing (40-59%).
- Teachers continue to submit FAST referrals for unengaged students.
- Data meetings are being held to discuss assessment and course data. Interventionists are involved in these data meetings to further identify any additional students needing services.
- ISTEP Test Prep and ECA sessions continue to be offered during the Math and ELA Small Group sessions.

Hoosier Academies Insight School - Board Academic Report

April 25, 2017
Grade 10 ELA

(Data from 4/17/17 data tracker)

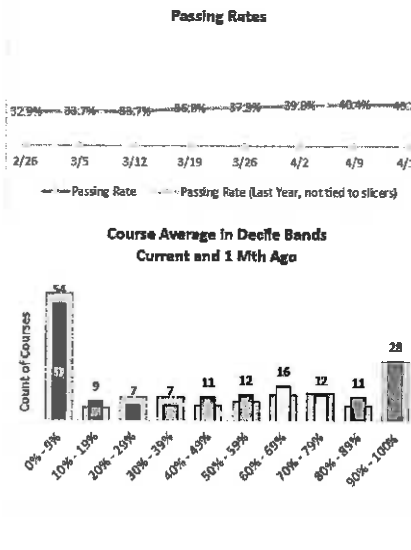


Grade 10 Pass Rates:
 ELA rates 34% (last month 28.4%);
 Math rates 26.6% (last month 24.2%)

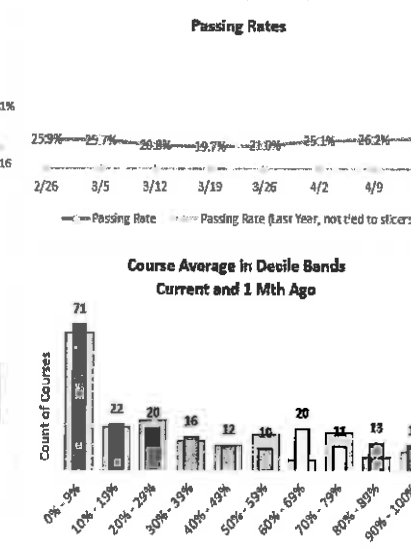
Action: Teachers continue to target instruction to critical standards and to increase engagement levels.

Focus on bubble students and students who are now attended cc's.

SPED ELA (7-12)



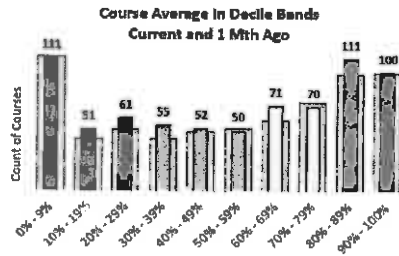

SPED Math (7-12)



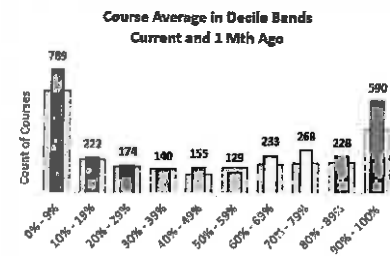

SPED Pass Rates: (159 out of 762 students are SPED)
 ELA rates at 40.1%
 Math rates at 27.1%
 Increase in both this month

SPED Teachers prioritizing ELA & Math Labs for ECA/ISTEP critical standards

7-8 Passing Rates (all courses)



9-12 Passing Rates (all courses)





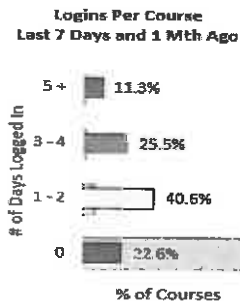
Insight Pass Rates:
 7-8 pass rates – at 48.1% from 43.8%
 HS pass rates - at 45% from 37.9%
Action: Main focus on increasing student attendance. Advisor contact for no-shows in ENG and MATH have increased cc attendance – this is making a difference in pass rates.
Continue this effort while teachers focus on catch up of students now attending.

Insight Class Connect

2-28-2017

3-28-2017

4-17-2017




IDENTIFIED NEED: INCREASE CLASS LOGINS / ATTENDANCE
***ACTION:** Advisors started support for teachers in use of RoboDial to contact students who aren't logged in during ENG or Math class sessions. This has made an impact in the attendance at these classes. We continue this strategy and focus on student engagement to push students toward success in their classes.

Hoosier Academies

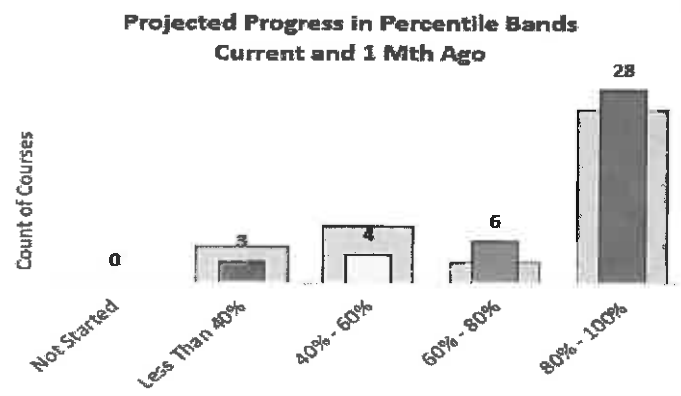
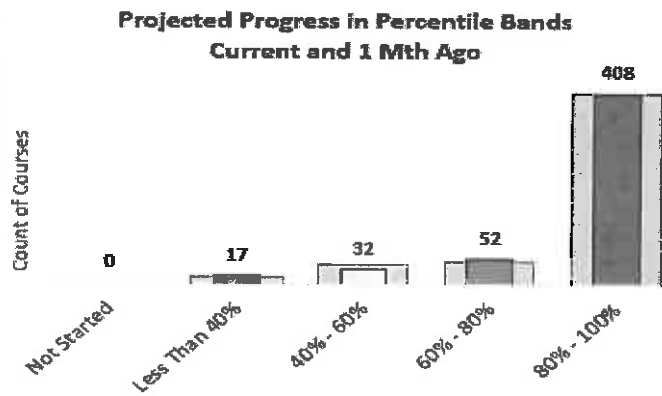

K-5 Hybrid School Board Academic Report

April 25, 2017


GRADES K-5 PROGRESS RATES



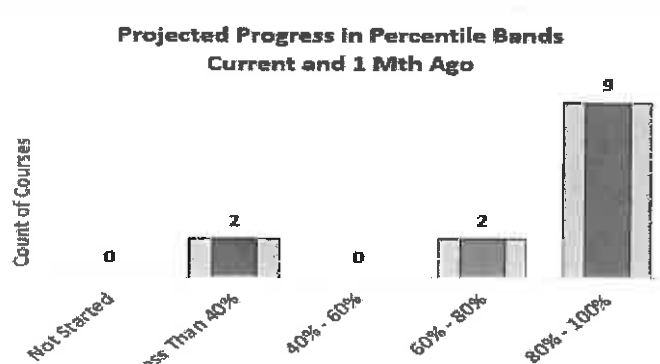
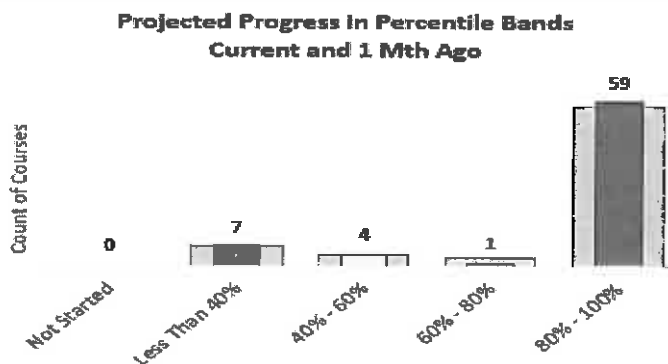

GRADES K-5 SPECIAL ED. PROGRESS RATES



GRADE 3 ELA PROGRESS RATES



GRADE 3 MATH PROGRESS RATES



Grades K-5 Hybrid Progress Rates and Action Steps

The k-5 progress rates have increased to be in line with progress rates from last year and a slight increase from last month. Special ed. students have a progress rate that is 11% points lower than their general ed. peers, a 2% improvement from last month. The third grade IREAD and first time ISTEP testing group has consistent progress compared to last year in ELA, with Math behind by 11 points from last year. Last month, math was behind last year's rate by 20 points, so there has been significant progress in math.

K-5 PROGRESS RATE ACTION STEP: Continue to support improvement in fifth grade progress rates through instructional coaching, classroom walkthroughs, and student intervention, building on improvement from last month.

SPECIAL EDUCATION ACTION STEP: Continue filling gaps with the new special ed. teacher to build on continuous improvement in progress of special needs students since adding staff.

THIRD GRADE IREAD RESULTS AND ACTION STEP: The five students not passing IREAD below will have an individualized remediation plan created to be carried out in preparation for a retake of the IREAD exam in June. Students not passing in June and not eligible for a Good Cause Exemption will be retained in the third-grade next year.

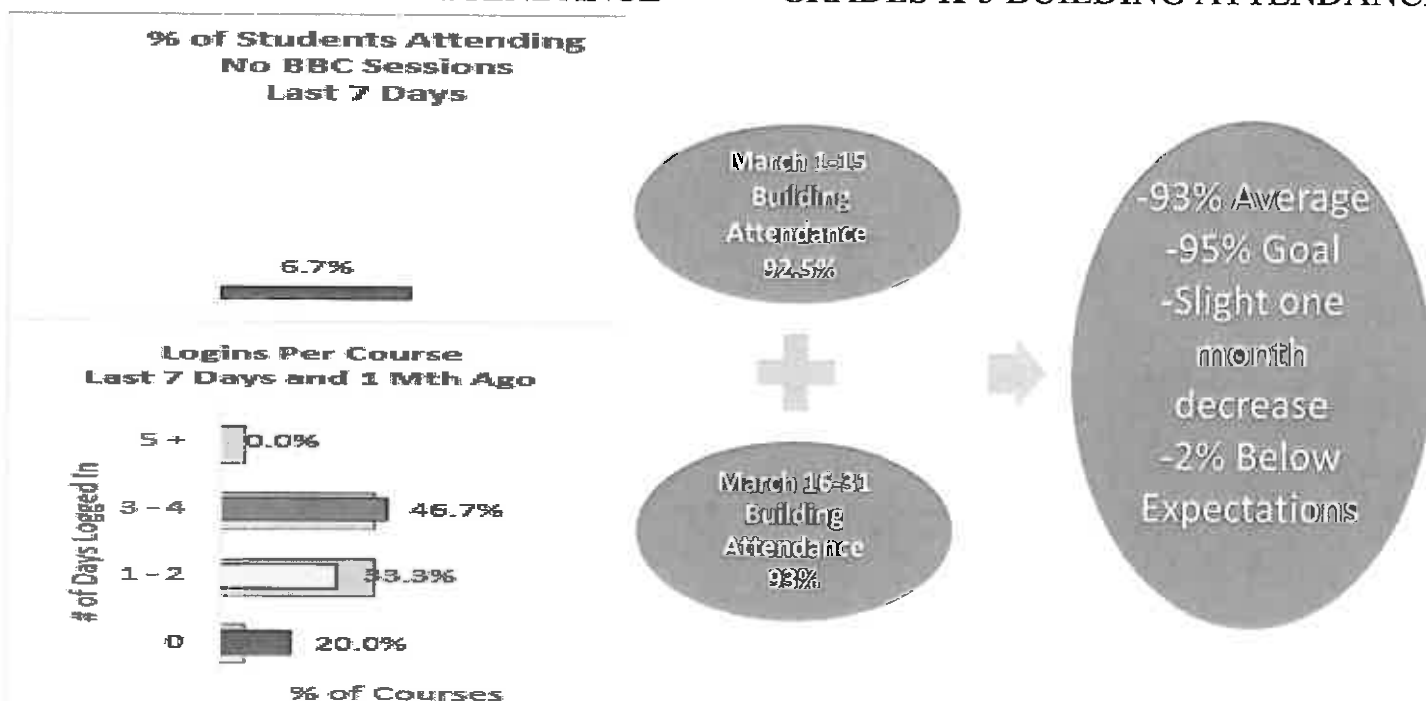
THIRD GRADE IREAD RESULTS

Row Labels	Count of STN	
Did Not Pass	5	
Pass	12	
(blank)		
Grand Total	17	70.59%

K-5 Hybrid Virtual & Building Attendance

GRADES K-5 VIRTUAL ATTENDANCE

GRADES K-5 BUILDING ATTENDANCE



Grades K-5 Hybrid Virtual/Building Attendance and Action Steps

The percentage of students attending no BBC sessions over a seven-day period has decreased for a third straight month and is at an outstanding 6.7%. The number of “yellow” students attending 1-2 days has decreased while the number of “green” students attending 3-4 days has increased. The overall number of students attending between 1-4 days is at 80%. Building attendance has remained around 93%, missing the 95% goal level due to various illnesses affecting one class or another over the past month. The overall period for the month of March above is 93%, not meeting goal expectations.

ACTION STEPS: Continuing the overall improvement in all attendance areas by keeping the communication to parents and learning coaches flowing in all directions and through all means.

FAST Board Summary Report

Hoosier Academy Indianapolis

Referrals

- Closed: 13
- FAST Action: 6
- FAST Waiting: 3
- Withdrawn: 0

Login Information

- Student login greater than 1 week: 12
- Learning Coach login greater than 1 week: 22

Most Recent Pulse Check – 4/17/2017 – 26 Responses

How satisfied are you currently with your overall experience? Very Dissatisfied (1) through Very Satisfied (7)

1=0, 2=0, 3=1, 4=0, 5=3, 6=10, 7=12

How likely are you to re-register your student for next school year? The scale is “Not Very Likely” (1) through “Very Likely” (7)

1=0, 2=0, 3=1, 4=0, 5=3, 6=10, 7=12

Hoosier Academy Virtual

Referrals

- Closed: 172
- FAST Action: 180
- FAST Waiting: 25

Login Information

- Student login greater than 1 week: 339
- Learning Coach login greater than 1 week: 504

Most Recent Pulse Check – 4/17/2017 – 256 Responses

How satisfied are you currently with your overall experience? The scale is Very Dissatisfied (1) through Very Satisfied (7)

1=4, 2=3, 3=7, 4=14, 5=44, 6=67, 7=117

How likely are you to re-register your student for next school year? The scale is “Not Very Likely” (1) through “Very Likely” (7)

1=4, 2=3, 3=7, 4=14, 5=44, 6=66, 7=117

Insight School of Indiana

Referrals

- Closed: 63
- FAST Action: 49
- FAST Waiting: 29

Login Information

- Student login greater than 1 week: 184
- Learning Coach login greater than 1 week: 249

Most Recent Pulse Check – 4/17/2017 – 47 Responses

How satisfied are you currently with your overall experience? Very Dissatisfied (1) through Very Satisfied (7) – 93 Response on 10/20/2016

1=0, 2=0, 3=2, 4=8, 5=9, 6=4, 7=24

How likely are you to re-register your student for next school year? The scale is “Not Very Likely” (1) through “Very Likely” (7)

1=0, 2=0, 3=2, 4=8, 5=9, 6=4, 7=24